

Connectivity of Heterogeneous Wireless Networks

Wei Ren, *Student Member, IEEE*, Qing Zhao, *Senior Member, IEEE*, and Ananthram Swami, *Fellow, IEEE*

Abstract—We address the percolation-based connectivity of large-scale ad hoc heterogeneous wireless networks, where secondary users exploit channels temporarily unused by primary users and the existence of a communication link between two secondary users depends on not only the distance between them but also the transmitting and receiving activities of nearby primary users. We introduce the concept of *connectivity region* defined as the set of density pairs—the density of secondary users and the density of primary transmitters — under which the secondary network is connected. Using theories and techniques from continuum percolation, we analytically characterize the connectivity region of the secondary network and reveal the tradeoff between proximity (the number of neighbors) and the occurrence of spectrum opportunities. Specifically, we establish three basic properties of the connectivity region—contiguity, monotonicity of the boundary and uniqueness of the infinite connected component, where the uniqueness implies the occurrence of a phase transition phenomenon in terms of the almost sure existence of either zero or one infinite connected component; we identify and analyze two critical densities which jointly specify the profile as well as an outer bound on the connectivity region; we study the impacts of secondary users' transmission power on the connectivity region and the conditional average degree of a secondary user and demonstrate that matching the interference ranges of the primary and the secondary networks maximizes the tolerance of the secondary network to the primary traffic load. Furthermore, we establish a necessary condition and a sufficient condition for connectivity, which lead to an outer bound and an inner bound on the connectivity region.

Index Terms—Cognitive radio, connectivity region, continuum percolation, critical densities, heterogeneous wireless network, phase transition.

I. INTRODUCTION

THE communication infrastructure is becoming increasingly heterogeneous, with a dynamic composition of interdependent, interactive and hierarchical network components with different priorities and service requirements. One example is the cognitive radio technology [1] for opportunistic spectrum access which adopts a hierarchical structure for resource sharing

[2]. Specifically, a secondary network is overlaid with a primary network, where secondary users identify and exploit temporarily and locally unused channels without causing unacceptable interference to primary users [2].

A. Connectivity and Connectivity Region

While the connectivity of homogeneous ad hoc networks consisting of peer users has been well studied (see, for example, [3]–[10]), little is known about the connectivity of heterogeneous networks. The problem is fundamentally different from its counterpart in homogeneous networks. In particular, the connectivity of the low-priority network component depends on the characteristics (traffic pattern/load, topology, interference tolerance, etc.) of the high-priority component, thus creating a much more diverse and complex design space.

Due to the hierarchical structure of spectrum sharing, a communication link exists between two secondary users if the following two conditions hold: (C1) they are within each other's transmission range; (C2) they see a *spectrum opportunity* determined by the transmitting and receiving activities of nearby primary users (see Section II-B-I). We say that a topological link exists between two secondary users if only condition (C1) holds.

Using theories and techniques from continuum percolation, we analytically characterize the percolation-based connectivity of the secondary network in a large-scale ad hoc heterogeneous network. Specifically, we consider a Poisson distributed secondary network overlaid with a Poisson distributed primary network in an infinite two-dimensional Euclidean space¹. We define *network connectivity* as the existence of an infinite connected component formed by communication links almost surely (a.s.), i.e., the occurrence of percolation. This connectivity characterizes the accessibility of two secondary users at a given instant and is thus also called instantaneous mutual connectivity. Given the transmission power and the interference tolerance of both the primary and the secondary users, the connectivity of the secondary network depends on the density of secondary users [due to (C1)] and the traffic load of primary users [due to (C2)].

We thus introduce the concept of *connectivity region* \mathcal{C} , defined as the set of density pairs $(\lambda_S, \lambda_{PT})$ under which the secondary network is connected, where λ_S denotes the density of the secondary users and λ_{PT} the density of primary transmitters (representing the traffic load of the primary users). As illustrated in Fig. 1, a secondary network with a density pair $(\lambda_S, \lambda_{PT})$ inside the shaded region is connected: the secondary network has

¹This infinite network model is equivalent in distribution to the limit of a sequence of finite networks with a fixed density as the area of the network increases to infinity, i.e., the so-called *extended network* [11]. It follows from the arguments similar to the ones used in [12, Chapter 3] for homogeneous ad hoc networks that this infinite ad hoc heterogeneous network model represents the limiting behavior of large-scale networks.

Manuscript received August 10, 2009; revised October 20, 2010; accepted January 23, 2011. Date of current version June 22, 2011. This work was supported in part by the Army Research Office under Grant W911NF-08-1-0467 and by the National Science Foundation under Grant CCF-0830685.

W. Ren and Q. Zhao are with the Department of Electrical and Computer Engineering, University of California, Davis, CA 95616 (e-mail: qzhao@ucdavis.edu; wren@ucdavis.edu).

A. Swami is with the Army Research Laboratory, Adelphi, MD 20783 USA (e-mail: a.swami@ieee.org).

Communicated by S. Ulukus, Associate Editor for Communication Networks.

Color versions of one or more of the figures in this paper are available online at <http://ieeexplore.ieee.org>.

Digital Object Identifier 10.1109/TIT.2011.2145650

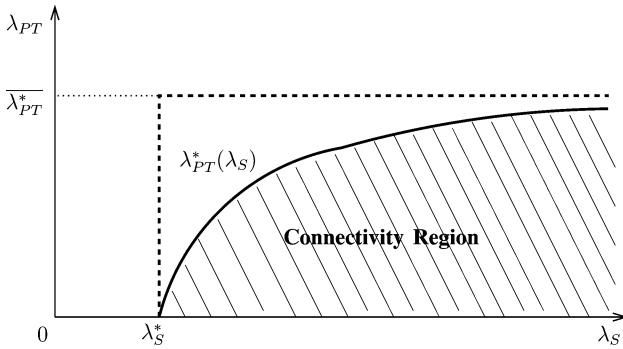


Fig. 1. Connectivity region \mathcal{C} (the upper boundary $\lambda_{PT}^*(\lambda_S)$ is defined as the supremum density of the primary transmitters that ensures connectivity with a *fixed* density of the secondary users; the critical density λ_S^* of the secondary users is defined as the infimum density of the secondary users that ensures connectivity under a *positive* density of the primary transmitters; the critical density $\bar{\lambda}_{PT}^*$ of the primary transmitters is the supremum density of the primary transmitters that ensures connectivity with a *finite* density of the secondary users).

a giant connected component which includes infinite number of secondary users. The existence of the giant connected component enables bidirectional communications between distant secondary users via multihop relaying. On the other hand, a secondary network with a density pair $(\lambda_S, \lambda_{PT})$ outside this region is not connected: the network is separated into an infinite number of *finite* connected components. Consequently, any secondary user can only communicate with users within a limited range.

It is shown in [13] and [14] that when the primary network is static, this instantaneous connectivity is equivalent to the connectivity defined in terms of the finiteness of the minimum multihop delay (referred to as fd-connectivity); when the primary traffic has temporal dynamics (no matter how small the range of the dynamics is), this instantaneous connectivity is stronger than the fd-connectivity and the secondary network can be intermittently connected as long as it is topologically connected [13], [14].

The objective of this paper is to establish analytical characterizations of the connectivity region and to study the impact of system design parameters (in particular, the transmission power of the secondary users) on network connectivity. The main results are summarized in the subsequent two subsections.

B. Analytical Characterizations of the Connectivity Region

We first establish three basic properties of the connectivity region: contiguity, monotonicity of the boundary and uniqueness of the infinite connected component. Specifically, based on a coupling argument, we show that the connectivity region is a contiguous area bounded below by the λ_S -axis and bounded above by a monotonically increasing function $\lambda_{PT}^*(\lambda_S)$ (see Fig. 1), where the upper boundary $\lambda_{PT}^*(\lambda_S)$ is defined as

$$\lambda_{PT}^*(\lambda_S) \triangleq \sup\{\lambda_{PT} : \mathcal{G}(\lambda_S, \lambda_{PT}) \text{ is connected}\} \quad (1)$$

with $\mathcal{G}(\lambda_S, \lambda_{PT})$ denoting the secondary network of density λ_S overlaid with a primary network specified by the density λ_{PT} of the primary transmitters. The uniqueness of the infinite connected component is established based on ergodic theory and certain combinatorial results. It shows that once the secondary

network is connected, it contains a unique infinite connected component a.s.

Second, we identify and analyze two critical parameters of the connectivity region: λ_S^* and $\bar{\lambda}_{PT}^*$. They jointly specify the profile as well as an outer bound on the connectivity region. Referred to as the critical density of the secondary users, λ_S^* is the infimum density of the secondary users that ensures connectivity under a positive density of the primary transmitters

$$\lambda_S^* \triangleq \inf\{\lambda_S : \exists \lambda_{PT} > 0 \text{ s.t. } \mathcal{G}(\lambda_S, \lambda_{PT}) \text{ is connected}\}. \quad (2)$$

We show that λ_S^* equals the critical density λ_c of a *homogeneous* ad hoc network (i.e., in the absence of primary users), which has been well studied [15]. This result shows that the “takeoff” point in the connectivity region is completely determined by the effect of proximity—the number of neighbors (nodes within the transmission range of a secondary user).

Referred to as the critical density of the primary transmitters, $\bar{\lambda}_{PT}^*$ is the supremum density of the primary transmitters that ensures the connectivity of the secondary network with a finite density of the secondary users:

$$\bar{\lambda}_{PT}^* \triangleq \sup\{\lambda_{PT} : \exists \lambda_S < \infty \text{ s.t. } \mathcal{G}(\lambda_S, \lambda_{PT}) \text{ is connected}\}. \quad (3)$$

We obtain an upper bound on $\bar{\lambda}_{PT}^*$, which is shown to be achievable in simulations. More importantly, this result shows that when the density of the primary transmitters is higher than the (finite) value given by this upper bound, the secondary network cannot be connected no matter how dense it is. This parameter $\bar{\lambda}_{PT}^*$ thus characterizes the impact of opportunity occurrence on the connectivity of the secondary network: when the density of the primary transmitters is beyond a certain level, there are simply not enough spectrum opportunities for any secondary network to be connected.

Since a precise characterization of the upper boundary $\lambda_{PT}^*(\lambda_S)$ of the connectivity region is intractable, we establish a necessary and a sufficient condition for connectivity to provide an outer and an inner bound on the connectivity region. The necessary condition is expressed in the form of the conditional average degree of a secondary user and is derived by the construction of a branching process. The sufficient condition is obtained by the discretization of the continuum percolation model into a dependent site percolation model.

C. Impact of Transmission Power on Connectivity: Proximity Versus Opportunity

The study of the impact of the secondary users’ transmission power p_{tx} on network connectivity reveals an interesting tradeoff between proximity and opportunity in the design of heterogeneous networks. As illustrated in Fig. 2, we show that increasing p_{tx} enlarges the connectivity region \mathcal{C} along the λ_S -axis (i.e., better proximity leads to a smaller “takeoff” point), but at the price of reducing \mathcal{C} along the λ_{PT} -axis. Specifically, with a large p_{tx} , few secondary users experience spectrum opportunities due to their large interference footprint with respect to the primary users. This leads to a poor tolerance to the primary traffic load parameterized by λ_{PT} .

The transmission power p_{tx} of the secondary network should thus be chosen according to the operating point of the hetero-

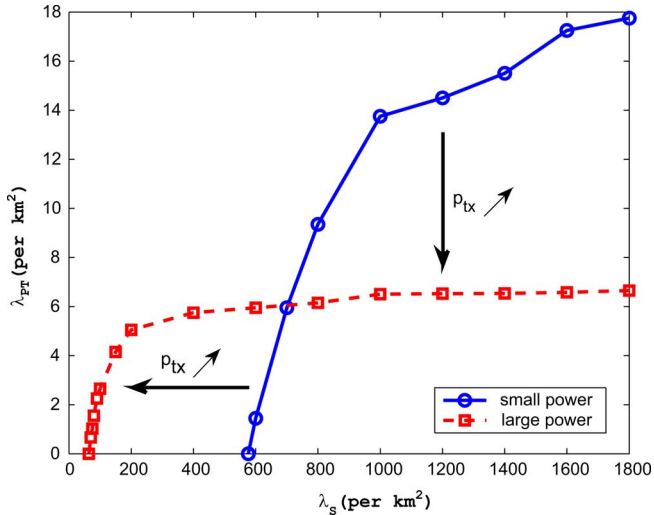


Fig. 2. Simulated connectivity regions for two different transmission powers (p_{tx} denotes the transmission power of the secondary users and the large p_{tx} is 3^α times the small p_{tx} , where α is the path-loss exponent).

ogeneous network given by the density of the secondary users and the traffic load of the co-existing primary users. Using the tolerance to the primary traffic load as the performance measure, we show that the interference range r_I of the secondary users should be equal to the interference range R_I of the primary users in order to maximize the upper bound on the critical density λ_{PT}^* of the primary transmitters. Given the interference tolerance of the primary and secondary users, we can then design the optimal transmission power p_{tx} of the secondary users based on that of the primary users.

D. Related Work

To our best knowledge, the connectivity of large-scale ad hoc heterogeneous networks has not been characterized analytically or experimentally in the literature. There are a number of classic results on the connectivity of homogeneous ad hoc networks. For example, it has been shown that to ensure either 1-connectivity (there exists a path between any pair of nodes) [3], [4] or k -connectivity (there exist at least k node-disjoint paths between any pair of nodes) [5], the average number of neighbors of each node must increase with the network size. On the other hand, to maintain a weaker connectivity— p -connectivity (i.e., the probability that any pair of nodes is connected is at least p), the average number of neighbors is only required to be above a certain “magic number” which does not depend on the network size [6].

The theory of continuum percolation has been used by Dousse *et al.* in analyzing the connectivity of a homogeneous ad hoc network under the worst-case mutual interference [7], [8]. In [9], [10], the connectivity and the transmission delay in a homogeneous ad hoc network with static or dynamic on-off links are investigated from a percolation-based perspective.

In [13] and [14], the impact of temporal dynamics of primary traffic on the connectivity and multihop delay of the secondary network is studied. In particular, it is shown that in the presence of primary traffic dynamics, the secondary network is connected

(either instantaneously or intermittently) as long as it is topologically connected. Optimal power control in heterogeneous networks has been studied in [16], which focuses on a single pair of secondary users in a Poisson network of primary users. The impacts of secondary users’ transmission power on the occurrence of spectrum opportunities and the reliability of opportunity detection are analytically characterized.

E. Organization and Notations

The rest of this paper is organized as follows. Section II presents the Poisson model of the heterogeneous network. In particular, the conditions for the existence of a communication link in the secondary network is specified based on a rigorous definition of spectrum opportunity. In Section III, we introduce the concept of connectivity region and establish its three basic properties. The two critical densities are analyzed, followed by a necessary and a sufficient condition for connectivity. In Section IV, we demonstrate the tradeoff between proximity and opportunity by studying the impact of the secondary users’ transmission power on the connectivity region and on the conditional degree of a secondary user. Further, we obtain the optimal transmission power of the secondary users, adopting the secondary network’s tolerance of the primary traffic load as the performance measure. Section V contains detailed proofs of the main results and Section VI concludes the paper.

Throughout the paper, we use capital letters for parameters of the primary users and lowercase letters for those of the secondary users.

II. NETWORK MODEL

We consider a Poisson distributed secondary network overlaid with a Poisson distributed primary network in an infinite two-dimensional Euclidean space. The models of the primary and secondary networks are specified in the following two subsections.

A. The Primary Network

The primary transmitters are distributed according to a two-dimensional Poisson point process with density λ_{PT} . Each primary transmitter’s receiver is uniformly distributed within its transmission range R_p . Here we have assumed that all primary transmitters use the same transmission power and the transmitted signals undergo isotropic path loss. Based on the displacement theorem [17, Chapter 5], it is easy to see that the primary receivers form a two-dimensional Poisson point process with density λ_{PT} . Note that the two Poisson processes formed by the primary transmitters and receivers are correlated.

B. The Secondary Network

The secondary users are distributed according to a two-dimensional Poisson point process with density λ_S , independent of the Poisson processes of the primary transmitters and receivers. The transmission range of the secondary users is denoted by r_p .

Communication Links: In contrast to the case in a homogeneous network, the existence of a communication link between two secondary users depends on not only the distance between them but also the availability of the communication channel

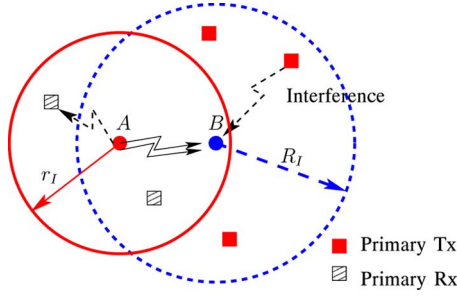


Fig. 3. Definition of spectrum opportunity.

(i.e., the presence of a spectrum opportunity). The latter is determined by the transmitting and receiving activities in the primary network as described below.

As illustrated in Fig. 3, there exists an opportunity from A , the secondary transmitter, to B , the secondary receiver, if the transmission from A does not interfere with nearby *primary receivers* in the solid circle and the reception at B is not affected by nearby *primary transmitters* in the dashed circle [18]. Referred to as the interference range of the secondary users, the radius r_I of the solid circle at A depends on the transmission power of A and the interference tolerance of the primary receivers, whereas the radius R_I of the dashed circle (the interference range of the primary users²) depends on the transmission power of the primary users and the interference tolerance of B .

It is clear from the above discussion that spectrum opportunities depend on both transmitting and receiving activities of the primary users. Furthermore, spectrum opportunities are *asymmetric*. Specifically, a channel that is an opportunity when A is the transmitter and B the receiver may not be an opportunity when B is the transmitter and A the receiver. In other words, there exist unidirectional communication links in the secondary network. Since unidirectional links are difficult to utilize in wireless networks [19], we only consider bidirectional links in the secondary network when we define connectivity. As a consequence, when we determine whether there exists a communication link between two secondary users, we need to check the existence of spectrum opportunities in both directions.

To summarize, under the disk signal propagation and interference model, there is a (bidirectional) link between A and B if and only if (C1) the distance between A and B is at most r_p ; (C2) there exists a bidirectional spectrum opportunity between A and B , i.e., there are no primary transmitters within distance R_I of either A or B and no primary receivers within distance r_I of either A or B .

Connectivity: We interpret the connectivity of the secondary network in the percolation sense: the secondary network is connected if there exists an infinite connected component a.s.

Based on the above conditions (C1, C2) for the existence of a communication link, we can obtain an undirected random graph $\mathcal{G}(\lambda_S, \lambda_{PT})$ corresponding to the secondary network, which is determined by three Poisson point processes: the secondary

²Since the minimum transmission power for successful reception is, in general, higher than the maximum allowable interference power, it follows that the transmission range R_p of primary users is smaller than R_I . Furthermore, under the disk signal propagation and interference model, we have $R_p = \beta R_I$ ($0 < \beta < 1$). A similar relationship holds for r_p and r_I .

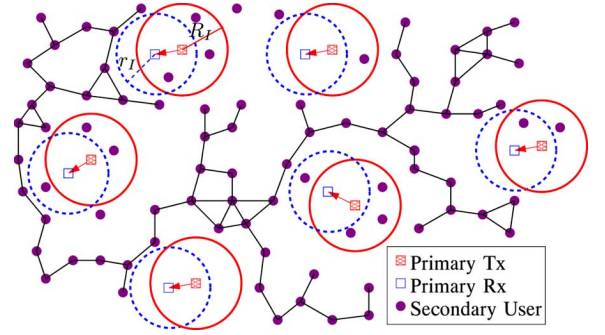


Fig. 4. Realization of the heterogeneous network. The random graph $\mathcal{G}(\lambda_S, \lambda_{PT})$ consists of all the secondary nodes and all the bidirectional links denoted by solid lines. The solid circles with radii R_I denote the interference regions of the primary transmitters within which secondary users cannot successfully receive and the dashed circles with radii r_I denote the required protection regions for the primary receivers within which the secondary users should refrain from transmitting.

users with density λ_S , the primary transmitters with density λ_{PT} and the primary receivers with density λ_{PT} (correlated with the process of the primary transmitters)³. See Fig. 4 for an illustration of $\mathcal{G}(\lambda_S, \lambda_{PT})$.

The question we aim to answer in this paper is: when is the secondary network connected, i.e., when does percolation occur in $\mathcal{G}(\lambda_S, \lambda_{PT})$?

III. ANALYTICAL CHARACTERIZATIONS OF THE CONNECTIVITY REGION

Given the transmission power and the interference tolerance of both the primary and the secondary users (i.e., R_p , R_I , r_p and r_I are fixed), the connectivity of the secondary network is determined by the density λ_S of the secondary users and the density λ_{PT} of the primary transmitters. We thus introduce the concept of connectivity region \mathcal{C} of a secondary network, which is defined as the set of density pairs $(\lambda_S, \lambda_{PT})$ under which the secondary network $\mathcal{G}(\lambda_S, \lambda_{PT})$ is connected (see Fig. 1)

$$\mathcal{C} \triangleq \{(\lambda_S, \lambda_{PT}) : \mathcal{G}(\lambda_S, \lambda_{PT}) \text{ is connected.}\}.$$

A. Basic Properties of the Connectivity Region

We next establish three basic properties of the connectivity region.

Theorem 1: Basic Properties of the Connectivity Region.

T1.1 The connectivity region \mathcal{C} is contiguous, that is, for any two points $(\lambda_{S1}, \lambda_{PT1}), (\lambda_{S2}, \lambda_{PT2}) \in \mathcal{C}$, there exists a continuous path in \mathcal{C} connecting the two points.

T1.2 The lower boundary of the connectivity region \mathcal{C} is the λ_S -axis. Let $\lambda_{PT}^*(\lambda_S)$ denote the upper boundary of the connectivity region \mathcal{C} defined by (1), then we have that $\lambda_{PT}^*(\lambda_S)$ is monotonically increasing with λ_S .

³The two Poisson point processes of the primary transmitters and receivers are essentially a snap shot of the realizations of the primary transmitters and receivers. In different time slots, different sets of primary users become active transmitters/receivers. Thus, even if a secondary user is isolated at one time due to the absence of spectrum opportunities, it may experience an opportunity at a different time and be connected to other secondary users.

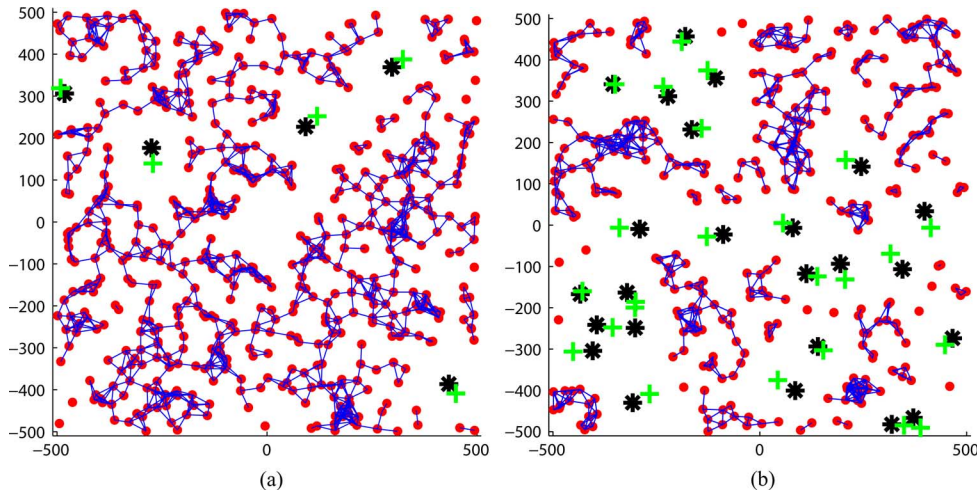


Fig. 5. Two realizations of the Poisson heterogeneous network (black stars denote primary transmitters, green plus signs denote primary receivers, red dots denote secondary users and blue segments denote the bidirectional links between secondary users). We have removed secondary users who do not see opportunities for clarity. The simulation parameters are given by $R_p = 50$ m, $R_I = 80$ m, $\lambda_S = 650$ km $^{-2}$, $r_p = 50$ m, $r_I = 80$ m and the critical density in this case is $\lambda_c(50) \approx 576$ km $^{-2}$ (a) percolation occurs ($\lambda_{PT} = 10$ km $^{-2}$) (b) percolation does not occur ($\lambda_{PT} = 20$ km $^{-2}$).

T1.3 There exists either zero or one infinite connected component in $\mathcal{G}(\lambda_S, \lambda_{PT})$ a.s.

Proof: The proofs of T1.1 and T1.2 are based on the coupling argument, a technique frequently used in continuum percolation [15, Section 2.2]. The proof of T1.3 is based on the ergodicity of the random model driven by the three Poisson point processes of the primary transmitters, the primary receivers and the secondary users. The details of the proofs are given in Section V-B. ■

T1.1 and T1.2 specify the basic structure of the connectivity region, as illustrated in Fig. 1. T1.3 implies the occurrence of a phase transition phenomenon, that is, there exists either a unique infinite connected component a.s. or no infinite connected component a.s. This uniqueness of the infinite connected component excludes the undesirable possibility of having more than one (maybe infinite) infinite connected component in the secondary network. We point out that such a property is not always present in wireless networks. Two examples where more than one infinite connected component exists in a homogeneous ad hoc network can be found in [20].

B. Critical Densities

In this subsection, we study the critical density λ_S^* of the secondary users and the critical density $\overline{\lambda_{PT}^*}$ of the primary transmitters defined by (2) and (3), respectively. We have the following theorem.

Theorem 2: Critical Densities.

Given R_p , R_I , r_p and r_I , we have:

T2.1 $\lambda_S^* = \lambda_c(r_p)$, where $\lambda_c(r_p)$ is the critical density for a homogeneous ad hoc network with transmission range r_p (i.e., in the absence of the primary network).

T2.2

$$\overline{\lambda_{PT}^*} \leq \frac{\lambda_c(1)}{4 \max\{R_I^2, r_I^2\} - r_p^2} \quad (4)$$

where the constant $\lambda_c(1)$ is the critical density for a homogeneous ad hoc network with a unit transmission range.

Proof: The basic idea of the proof of T2.1 is to approximate the secondary network $\mathcal{G}(\lambda_S, \lambda_{PT})$ by a discrete edge-percolation model on the grid. This discretization technique is often used to convert a continuum percolation model to a discrete site/edge percolation model (see, for example, [15, Chapter 3], [8]). The details of the proof are given in Section V-C-I.

The proof of T2.2 is based on the argument that if there is an infinite connected component in the secondary network, then an infinite vacant component must exist in the two Poisson Boolean models driven by the primary transmitters and the primary receivers, respectively. The key point is to carefully choose the radii of the two Poisson Boolean models in order to obtain a valid upper bound on $\overline{\lambda_{PT}^*}$. The details of the proof can be found in Section V-C-II. ■

Fig. 5(a) shows one realization of the heterogeneous network when λ_S is slightly larger than $\lambda_c(r_p)$ and λ_{PT} is small. At least one left-to-right (L-R) crossing and at least one top-to-bottom (T-B) crossing can be found in the square network. It is thus expected that these L-R and T-B crossings in finite square regions can form an infinite connected component in the whole network on \mathbb{R}^2 . If we slightly increase λ_{PT} , then we observe from Fig. 5(b) that the reduction in spectrum opportunities eliminates numerous communication links in the secondary network, creating several disjoint small components.

Fig. 6 shows a simulation example of the connectivity region, where the upper bound on the critical density $\overline{\lambda_{PT}^*}$ of the primary transmitters given in T2.2 appears to be achievable.

C. A Necessary Condition for Connectivity

In this subsection, we establish a necessary condition for connectivity which is given in terms of the average conditional degree of a secondary user. This condition agrees with our intuition: the secondary network cannot be connected if the degree of every secondary user is small.

Let $\mathbb{1}(A, d, \text{rx}/\text{tx})$ denote the event that there exist primary receivers/transmitters within distance d of a secondary user A . Let $\overline{\mathbb{1}(A, d, \text{rx}/\text{tx})}$ denote the complement of $\mathbb{1}(A, d, \text{rx}/\text{tx})$. Since a

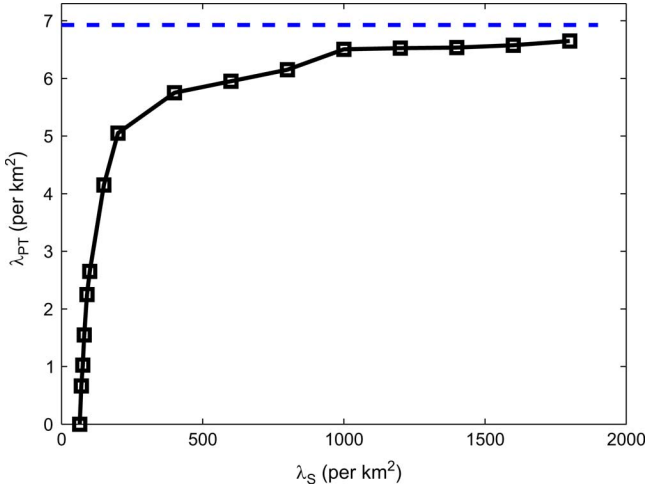


Fig. 6. Simulated connectivity regions when $r_p = 150$ m, $r_I = 240$ m, $R_p = 100$ m and $R_I = 120$ m. The blue dashed line is the upper bound (4) on the critical density $\bar{\lambda}_{PT}^*$ of primary transmitters given in T2.2. The area of the simulated heterogeneous network is $2000 \text{ m} \times 2000 \text{ m}$. For a fixed density λ_S of the secondary users, the upper boundary $\lambda_{PT}^*(\lambda_S)$ is equal to the minimum density of the primary transmitters such that over all the 1000 realizations, the percentage of the ones in which there exists at least one L-R crossing is below 50%. The intuitive reason for choosing the existence of an L-R crossing as the criterion for connectivity is illustrated in Fig. 5 and is discussed in Section V-C.

secondary user is isolated if it does not see a spectrum opportunity, we focus on secondary users who experience spectrum opportunities and define the conditional average degree μ of such a secondary user A as

$$\mu = \mathbb{E}[\text{deg}(A) | \overline{\mathbb{I}(A, r_I, \text{rx})} \cap \overline{\mathbb{I}(A, R_I, \text{tx})}] \quad (5)$$

where $\text{deg}(A)$ denotes the degree of A , r_I the interference range of the secondary users and R_I the interference range of the primary users. Notice that the degree of A is the number of secondary users within the transmission range of A and experiencing bidirectional opportunities with A . We arrive at the following necessary condition for connectivity.

Theorem 3: A necessary condition for the connectivity of $\mathcal{G}(\lambda_S, \lambda_{PT})$ is $\mu > 1$, where μ is the conditional average degree of a secondary user defined in (5).

Proof: The basic idea is to construct a branching process, where the conditional average degree μ is the average number of offspring. This branching process provides an upper bound on the number of secondary users in a connected component. If $\mu \leq 1$, then the branching process is finite a.s. It thus follows that there is no infinite connected component a.s. in $\mathcal{G}(\lambda_S, \lambda_{PT})$. Details can be found in Section V-D. ■

To apply the necessary condition given in Theorem 3, the conditional average degree μ of a secondary user A needs to be evaluated based on the network parameters. Let B be a secondary user randomly and uniformly distributed within transmission range r_p of A . Let $g(\lambda_{PT}, r_p, r_I, R_p, R_I)$ denote the probability of a bidirectional opportunity between A and B conditioned on the event that A sees an opportunity. Based on the statistical equivalence and independence of different points in a Poisson point process, the conditional average degree μ of a secondary user A is given by this conditional probability $g(\cdot)$ of a bidirectional opportunity between A and a randomly chosen

neighbor multiplied by the average number of neighbors of A , i.e.,

$$\mu = (\lambda_S \pi r_p^2) \cdot g(\lambda_{PT}, r_p, r_I, R_p, R_I). \quad (6)$$

The detailed derivation of (6) and an expression for $g(\cdot)$ are given in Appendix A. It is also shown in Appendix A that $g(\cdot)$ is a strictly decreasing function of λ_{PT} . Thus $g^{-1}(\cdot)$, the inverse of $g(\cdot)$ with respect to λ_{PT} , is well-defined.

Combining (6) with Theorem 3, we obtain an outer bound on the connectivity region. Specifically, let $\mu(\lambda_S, \lambda_{PT})$ denote the conditional average degree of a secondary user in $\mathcal{G}(\lambda_S, \lambda_{PT})$. Then those density pairs $(\lambda_S, \lambda_{PT})$ satisfying $\mu(\lambda_S, \lambda_{PT}) \leq 1$ are outside the connectivity region.

Corollary 1: Given R_p, R_I, r_p and r_I , an outer bound on the connectivity region \mathcal{C} is given by

$$\lambda_{PT} = g^{-1}\left(\frac{1}{\lambda_S \pi r_p^2}\right)$$

where $g^{-1}(\cdot)$ is the inverse of the conditional probability $g(\cdot)$ with respect to λ_{PT} .

D. A Sufficient Condition for Connectivity

In this subsection, we establish a sufficient condition for connectivity, which provides an inner bound on the connectivity region and a criterion for checking whether a secondary network is connected.

Our sufficient condition for connectivity is established by using the discretization technique. The continuum percolation model is mapped onto a dependent site-percolation model \mathcal{L} in the following way. As illustrated in Fig. 7, we partition \mathbb{R}^2 into (dashed) squares with side length d_s and locate a site at the center of each square. Sites whose associated dashed squares share at least one common point are considered connected (as illustrated by solid lines in Fig. 7). Thus, each site is connected to eight neighbors⁴ (see the eight neighbors O_1, \dots, O_8 of site O in Fig. 7). Let B_O be the associated dashed square of O , then O is occupied if there exists in B_O at least one secondary user who sees an opportunity.

Since the largest distance between two points in two neighboring dashed squares is $2\sqrt{2}d_s$, it follows that if we set $d_s = \frac{r_p}{2\sqrt{2}}$, then every pair of secondary users in two neighboring dashed squares are within transmission range r_p of each other. Based on the definitions of occupied site in \mathcal{L} and communication link in the secondary network, we conclude that the existence of an infinite occupied component (a connected component consisting of only occupied sites) in \mathcal{L} implies the existence of an infinite connected component in the secondary network.

Due to the fact that spectrum opportunities are spatially dependent, the state of one site is correlated with the states of its adjacent sites. Thus, the above site-percolation model \mathcal{L} is a dependent model. Define the dependence range k as the minimum distance such that the state of any two sites at distance larger than k are independent, where the distance between two sites

⁴For the commonly used square site-percolation model, each site has four neighbors. The site-percolation model constructed here provides a better inner bound.

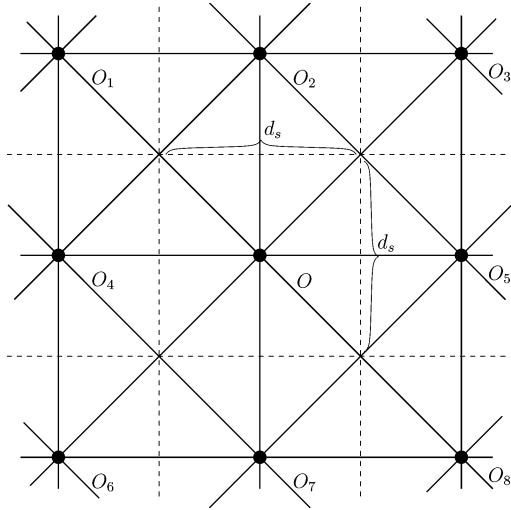


Fig. 7. Illustration of the dependent site-percolation model \mathcal{L} with side length d_s (solid dots denote sites, solid lines denote edges connecting every two sites and dashed lines denote the squared partition).

is the minimum number of neighboring sites that must be traversed from one site to the other. Then the dependence range of \mathcal{L} is given by

$$k = \left\lceil 8 \max \left\{ R_I + \frac{r_p}{4}, r_I + \frac{r_p}{4} \right\} / r_p \right\rceil - 1. \quad (7)$$

Let p_c denote the upper critical probability of \mathcal{L} which is defined as the minimum probability of occupancy p^* such that if the probability of occupancy $p > p^*$, an infinite occupied component containing the origin exists in \mathcal{L} with a positive probability (wpp.). Since the dependence range k of \mathcal{L} is finite, it follows from [12, Theorem 2.3.1] that $p_c < 1$. Now we present a sufficient condition for connectivity in the following theorem.

Theorem 4: Let p_c denote the upper critical probability of the dependent site-percolation model \mathcal{L} specified above. Define

$$I(r, R_p, r_I) = 2 \int_0^r t \frac{S_I(t, R_p, r_I)}{\pi R_p^2} dt \quad (8)$$

where $S_I(t, R_p, r_I)$ is the common area of two circles with radii R_p and r_I and centers t apart. Then the secondary network is connected if the equation shown at the bottom of the page holds.

Proof: The proof is based on the ergodicity of the heterogeneous network model and its relation with the constructed dependent site-percolation model \mathcal{L} . Details can be found in Section V-E. ■

By applying a general upper bound on the upper critical probability p_c for a site-percolation model with finite dependence range [12, Theorem 2.3.1], we arrive at the following corollary.

Corollary 2: A sufficient condition for the connectivity of $\mathcal{G}(\lambda_S, \lambda_{PT})$ is

$$\lambda_{PT} < \frac{1}{\pi [R_I^2 + r_I^2 - I(R_I, R_p, r_I)]} \ln \frac{1 - \exp\left(-\frac{\lambda_S r_p^2}{8}\right)}{1 - \left(\frac{1}{3}\right)^{(2k+1)^2}}$$

where $I(R_I, R_p, r_I)$ is defined in (8) and k is the dependence range of the site-percolation model defined in (7).

IV. IMPACT OF TRANSMISSION POWER: PROXIMITY VERSUS OPPORTUNITY

In this section, we study the impact of the secondary users' transmission power on the connectivity and the conditional average degree of the secondary network. As has been illustrated in Fig. 2, there exists a tradeoff between proximity and opportunity in designing the secondary users' transmission power for connectivity. Specifically, increasing the transmission power of the secondary users leads to a smaller critical density λ_S^* of the secondary users, but at the same time, a lower tolerance to the primary traffic load manifested by a smaller critical density λ_{PT}^* of the primary transmitters.

A. Impact on the Conditional Average Degree

As discussed in Section III-C, the expression for the conditional average degree μ can be decomposed into the product of two terms: $\lambda_S \pi r_p^2$ and $g(\lambda_{PT}, r_p, r_I, R_p, R_I)$. The first term is the average number of neighbors of a secondary user, which increases with the transmission power p_{tx} of the secondary users (i.e., enhanced proximity). The other term $g(\lambda_{PT}, r_p, r_I, R_p, R_I)$ is the conditional probability of a bidirectional opportunity, which decreases with p_{tx} due to reduced spectrum opportunities. This tension between proximity and opportunity is illustrated in Fig. 8, where we observe that the impact of p_{tx} on proximity dominates when p_{tx} is small (μ increases with p_{tx}) while its impact on the occurrence of opportunities dominates when p_{tx} is large (μ decreases with p_{tx}).

Corollary 3: Let p_{tx} be the transmission power of secondary users and μ the conditional average degree defined in (5), then under the disk signal propagation and interference model we have⁵

$$\mu = O\left((p_{tx})^{-2/\alpha}\right) \text{ as } p_{tx} \rightarrow \infty$$

where α is the path-loss exponent.

Proof: We show this corollary by deriving an upper bound on μ . Details can be found in Appendix B. ■

⁵Here we use the Big O notation: $f(x) = O(g(x))$ as $x \rightarrow \infty$ if and only if $\exists M > 0, x_0 > 0$ such that $|f(x)| \leq M|g(x)|$ for all $x > x_0$.

$$\left[1 - \exp\left(-\frac{\lambda_S r_p^2}{8}\right)\right] \exp\left\{-\lambda_{PT} \pi [R_I^2 + r_I^2 - I(R_I, R_p, r_I)]\right\} > p_c.$$

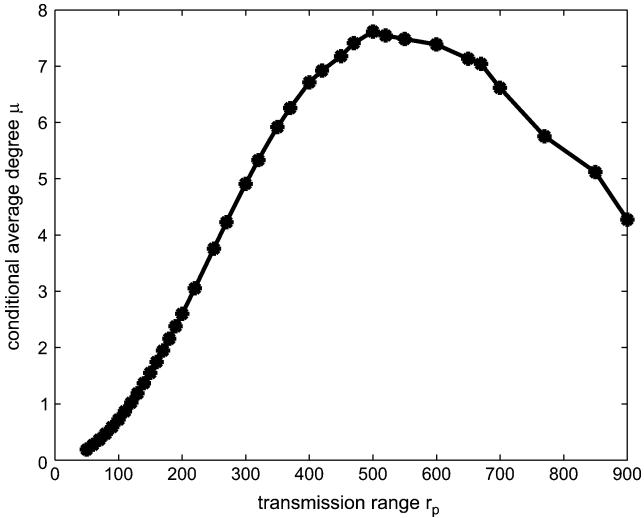


Fig. 8. Conditional average degree μ of secondary users vs transmission range r_p of secondary users. $r_p \propto (p_{tx})^{\frac{1}{\alpha}}$, where p_{tx} is the transmission power of secondary users and α is the path-loss exponent and simulation parameters are given by $\lambda_{PT} = 2.5 \text{ km}^{-2}$, $R_p = 200 \text{ m}$, $R_I = 250 \text{ m}$, $\lambda_S = 25 \text{ km}^{-2}$, $r_I = r_p/0.8$.

For a homogeneous network, the average degree of a user is $\lambda \pi r_p^2$, which increases with p_{tx} at rate $(p_{tx})^{2/\alpha}$. In sharp contrast, this corollary tells us that for a heterogeneous network, when p_{tx} is large enough, the conditional average degree μ of a secondary user actually *decreases* with p_{tx} at least as fast as $(p_{tx})^{-2/\alpha}$.

B. Impact on the Connectivity Region

From the scaling relation of the critical density [15, Proposition 2.11], we know that in a homogeneous two-dimensional network

$$\lambda_c(r_p) = \lambda_c(1) (r_p)^{-2} \propto (p_{tx})^{-\frac{2}{\alpha}}$$

where the constant $\lambda_c(1)$ is the critical density for a homogeneous ad hoc network with a unit transmission range. Thus, if each secondary user adopts a high transmission power, then $\lambda_c(r_p)$ decreases. It follows from T2.1 that the critical density λ_S^* of secondary users required to achieve connectivity decreases due to the enhanced proximity.

On the other hand, from the upper bound on the critical density $\overline{\lambda_{PT}^*}$ of the primary transmitters given in T2.2, we have that

$$\overline{\lambda_{PT}^*} = O\left((p_{tx})^{-2/\alpha}\right) \text{ as } p_{tx} \rightarrow \infty$$

where we have assumed that $r_p = \beta r_I$ for some $\beta \in (0, 1)$ under the disk signal propagation and interference model. Thus, when the transmission power p_{tx} of the secondary network is large enough, the critical density $\overline{\lambda_{PT}^*}$ of the primary transmitters decreases with p_{tx} at least as fast as $(p_{tx})^{-2/\alpha}$ due to reduced spectrum opportunities.

C. Optimal Design of Transmission Power

Due to the tension between proximity and opportunity, there does not exist a transmission power of the secondary users that

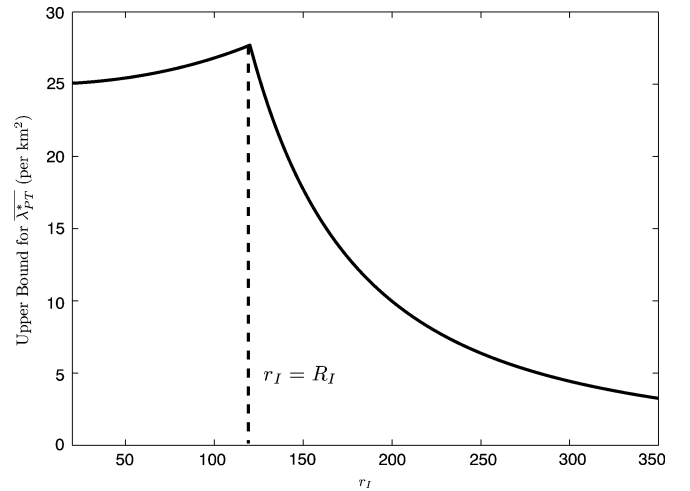


Fig. 9. Example of the upper bound on $\overline{\lambda_{PT}^*}$ as a function of r_I (parameters are given by $R_I = 120 \text{ m}$, $r_p = 0.625 r_I$).

leads to the “largest” connectivity region (largest in the sense that its connectivity region contains all regions achievable with any finite transmission power p_{tx} of the secondary users). Thus, the optimal design of p_{tx} depends on the operating point of the heterogeneous network. For instance, when a sparse secondary network is overlaid with a primary network with low traffic load, a large p_{tx} may be desirable to achieve connectivity. The opposite holds when a dense secondary network is overlaid with a primary network with high traffic load.

Focusing on a secondary network whose density exceeds the critical density of the secondary users, we address the design of its transmission power for the maximum tolerance to the primary traffic. Due to its tractability and achievability, the upper bound on the critical density $\overline{\lambda_{PT}^*}$ of the primary transmitters given in T2.2 is used as the performance measure (see Fig. 6 for a simulation example).

Theorem 5: Let r_I and R_I denote the interference range of the secondary and the primary users. For a fixed R_I , the upper bound on $\overline{\lambda_{PT}^*}$ given in T2.2 is maximized when the primary and secondary networks have matching interference ranges: $r_I = R_I$.

Proof: Since under the disk signal propagation and interference model, $r_p = \beta r_I$ for some $\beta \in (0, 1)$, the upper bound on $\overline{\lambda_{PT}^*}$ can be written as

$$\overline{\lambda_{PT}^*} \leq \begin{cases} \frac{\lambda_c(1)}{4R_I^2 - \beta^2 r_I^2} & \text{for } r_I \leq R_I \\ \frac{\lambda_c(1)}{(4 - \beta^2) r_I^2} & \text{for } r_I > R_I. \end{cases}$$

Then the above theorem can be readily shown by finding the maximal point for the two cases: $r_I \leq R_I$ and $r_I > R_I$. ■

An example of the upper bound on $\overline{\lambda_{PT}^*}$ is plotted as a function of r_I in Fig. 9. Notice that there is a distinct difference in the slope on the two sides of the optimal point. As a consequence, the operating region of $r_I < R_I$ is preferred over that of $r_I > R_I$ when the optimal point $r_I = R_I$ cannot be achieved. We point out that the desired operating region of $r_I < R_I$ is the typical case of a secondary network coexisting with a privileged primary network.

V. PROOFS

In this section, we present proofs of the main results presented in Sections III–IV. We start with a brief overview of several basic results in percolation theory that will be used in the proofs.

A. Percolation Theory: Some Basic Results

Poisson Boolean Model: Poisson Boolean model [15], often referred to as $\mathcal{B}(X, \rho, \lambda)$, is specified by two elements: a Poisson point process X on \mathbb{R}^d with density λ and a radius ρ , a random variable with a given distribution. Under this model, each point in X is the center of a ball in \mathbb{R}^d with a random radius distributed according to the distribution of ρ . Radii associated with different points are independent and they are also independent of points in X . Under a Poisson Boolean model, the whole space is partitioned into two regions: the occupied region, which is the region covered by at least one ball and the vacant region, which is the complement of the occupied region. We define occupied (vacant) components as those connected components in the occupied (vacant) region.

Assume that nodes in a homogeneous ad hoc network form a Poisson point process with density λ and their transmission range is r . It is easy to see that the connectivity of this network can be studied through examination of the occupied connected components in the corresponding Poisson Boolean model $\mathcal{B}(X, r/2, \lambda)$.

Sharp Transition in Two Dimensions: For the Poisson Boolean model in two dimensions, the sharp transition phenomenon is remarkable in the sense that the critical density for the a.s. existence of infinite occupied components is equal to that for the a.s. existence of infinite vacant components. Let $\lambda_c(2\rho)$ denote the critical density for the Poisson Boolean model $\mathcal{B}(X, \rho, \lambda)$, then we have that:

- when $\lambda < \lambda_c(2\rho)$, there is no infinite occupied component a.s. and there is a unique infinite vacant component a.s.;
- when $\lambda > \lambda_c(2\rho)$, there is a unique infinite occupied component a.s. and there is no infinite vacant component a.s.

The exact value of λ_c is not known. For a deterministic radius ρ , simulation results [21] indicate that $\lambda_c(2\rho) \approx 0.36\rho^{-2}$, while rigorous bounds $0.192\rho^{-2} < \lambda_c(2\rho) < 0.843\rho^{-2}$ are provided in [15] and [22].

Crossing Probabilities: A continuous curve in the occupied region is called an occupied path. An occupied path γ is an occupied L-R crossing of the rectangle $\{0 \leq x \leq l_1\} \times \{0 \leq y \leq l_2\}$ if γ intersects both the left and the right boundaries of the rectangle, i.e., $\gamma \cap (\{x = 0\} \times \{0 \leq y \leq l_2\}) \neq \emptyset$, $\gamma \cap (\{x = l_1\} \times \{0 \leq y \leq l_2\}) \neq \emptyset$ and the segment between the two intersecting points is fully contained in the rectangle. Similarly, we define an occupied T-B crossing by requiring that γ intersects with the top and bottom boundaries of the rectangle. Let

$$\begin{aligned} \sigma((l_1, l_2), \lambda, \text{L-R}) &= \Pr\{\exists \text{ an occupied L-R crossing of } [0, l_1] \times [0, l_2]\} \\ \sigma((l_1, l_2), \lambda, \text{T-B}) &= \Pr\{\exists \text{ an occupied T-B crossing of } [0, l_1] \times [0, l_2]\} \end{aligned}$$

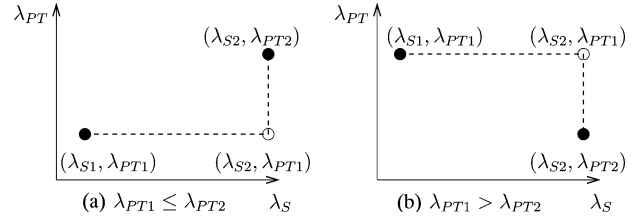


Fig. 10. Continuous path connecting the two points $(\lambda_{S1}, \lambda_{PT1})$ and $(\lambda_{S2}, \lambda_{PT2})$ in the connectivity region \mathcal{C} . (a) $\lambda_{PT1} \leq \lambda_{PT2}$. (b) $\lambda_{PT1} > \lambda_{PT2}$.

denote the two crossing probabilities in the rectangle $[0, l_1] \times [0, l_2]$. Then for a Poisson Boolean model $\mathcal{B}(X, \rho, \lambda)$ in two dimensions with a.s. bounded ρ , we have [15, Corollary 4.1] that for any $k \geq 1$

$$\lim_{n \rightarrow \infty} \sigma((kn, n), \lambda, \text{L-R}) = \begin{cases} 1, & \text{if } \lambda > \lambda_c(2\rho) \\ 0, & \text{if } \lambda < \lambda_c(2\rho). \end{cases} \quad (9)$$

Due to the symmetry of the Poisson Boolean model, similar results hold for the T-B crossing probability $\sigma((n, kn), \lambda, \text{T-B})$.

B. Proof of Theorem 1

Proof of T1.1: To prove T1.1, it suffices to show that for any two given points $(\lambda_{S1}, \lambda_{PT1})$ and $(\lambda_{S2}, \lambda_{PT2})$ in \mathcal{C} , we can find a path in \mathcal{C} that connects these two points. In particular, the path we constructed is given by a horizontal segment and a vertical segment as shown in Fig. 10, where we assume, without loss of generality, that $\lambda_{S1} \leq \lambda_{S2}$.

Consider case (a) in Fig. 10 where $\lambda_{PT1} \leq \lambda_{PT2}$. Case (b) can be proven similarly. First, we show every point $(\lambda_S, \lambda_{PT1})$ ($\lambda_{S1} \leq \lambda_S \leq \lambda_{S2}$) on the horizontal segment belongs to \mathcal{C} . Let $\lambda' = \lambda_S - \lambda_{S1}$. A Poisson point process X with density λ_S is statistically equivalent to the superposition of a Poisson point process X_1 with density λ_{S1} and an independent Poisson point process X' with density λ' . It follows that any realization of the heterogeneous network with densities λ_S and λ_{PT1} can be generated by adding more secondary nodes to a realization of the heterogeneous network with densities λ_{S1} and λ_{PT1} . Thus, the existence of an infinite connected component in $\mathcal{G}(\lambda_{S1}, \lambda_{PT1})$ implies the existence of an infinite connected component in $\mathcal{G}(\lambda_S, \lambda_{PT1})$. We thus have that $(\lambda_S, \lambda_{PT1}) \in \mathcal{C}$ for $(\lambda_{S1} \leq \lambda_S \leq \lambda_{S2})$.

Now we know that the two end points $(\lambda_{S2}, \lambda_{PT1})$ and $(\lambda_{S2}, \lambda_{PT2})$ of the vertical segment belong to \mathcal{C} . For a point $(\lambda_{S2}, \lambda_{PT})$ ($\lambda_{PT1} \leq \lambda_{PT} \leq \lambda_{PT2}$) on the vertical segment, let $\lambda' = \lambda_{PT2} - \lambda_{PT}$, then any realization of the heterogeneous network with densities λ_{S2} and λ_{PT} can be obtained by independently removing each primary transmitter-receiver pair with probability λ'/λ_{PT2} from a realization of the heterogeneous network with densities λ_{S2} and λ_{PT2} . It follows from the definition of communication link in the secondary network (see Section II-B-I) that the existence of an infinite connected component in $\mathcal{G}(\lambda_{S2}, \lambda_{PT2})$ implies the existence of an infinite connected component in $\mathcal{G}(\lambda_{S2}, \lambda_{PT})$. Thus, we have $(\lambda_{S2}, \lambda_{PT}) \in \mathcal{C}$ ($\lambda_{PT1} \leq \lambda_{PT} \leq \lambda_{PT2}$).

Proof of Theorem 1.2: Suppose that $(\lambda_S, \lambda_{PT}) \in \mathcal{C}$ ($\lambda_{PT} > 0$), then by using the coupling argument for showing that the vertical segment belongs to \mathcal{C} in the above proof of T1.1, we conclude that $(\lambda_S, 0) \in \mathcal{C}$, i.e., the λ_S -axis is the lower boundary of \mathcal{C} .

Suppose that $\lambda_{S2} > \lambda_{S1} > 0$. In order to prove the monotonicity of $\lambda_{PT}^*(\lambda_S)$ with λ_S it suffices to show that $\forall \lambda_{PT} \geq 0$, if $(\lambda_{S1}, \lambda_{PT}) \in \mathcal{C}$ then $(\lambda_{S2}, \lambda_{PT}) \in \mathcal{C}$. This is a direct consequence of the coupling argument for showing that the horizontal segment belongs to \mathcal{C} in the above proof of T1.1.

Proof of Theorem 1.3: We first establish the ergodicity⁶ of the heterogeneous network model.

Lemma 1: The heterogeneous network model is ergodic.

Proof of Lemma 1: The proof of this lemma is inspired by the proof of the ergodicity of the Poisson Boolean model [15, Proposition 2.8]. The difficulty here is that for the heterogeneous network model, we have two correlated Poisson point processes: the primary transmitters and the primary receivers. The definition of the shift transformation for the primary network model is thus more complicated than the standard Poisson Boolean model with a deterministic radius ρ . To prove Lemma 1, we first show the ergodicity of the primary network model and then we show the mixing property⁷ of the secondary network model. Since the primary network model is independent of the secondary network model, it follows from [24, Theorem 2.6.1] that the heterogeneous network model is ergodic.

Let \mathcal{B}^d denote the Borel σ -algebra in \mathbb{R}^d and N the set of all simple counting measures⁸ on \mathcal{B}^d . Construct a σ -algebra \mathcal{N} for N generated by sets of the form

$$\{n \in N : n(A) = k\}$$

where $A \in \mathcal{B}^d$ and k is an integer. A point process X can now be defined as a measurable mapping from a probability space (Ω, \mathcal{F}, P) into (N, \mathcal{N}) [23, Chapter 7]. The measure μ on \mathcal{N} induced by X is defined as $\mu(G) = P(X^{-1}(G))$, for all $G \in \mathcal{N}$.

In order to define the shift transformation on Ω , it is convenient to identify (Ω, \mathcal{F}) with (N, \mathcal{N}) . Let $\omega(A)$ denote the number of points in $A \in \mathcal{B}^d$, $\forall \omega \in \Omega$ and T_x be the shift according to a vector $x \in \mathbb{R}^d$. Then T_x induces a shift transformation $S_x : \Omega \rightarrow \Omega$ through the following equation for every $A \in \mathcal{B}^d$:

$$(S_x \omega)(A) = \omega(T_x^{-1}A). \quad (10)$$

⁶A measure preserving (m.p.) dynamical system $(\Omega, \mathcal{F}, \mu, T)$ consists of a set Ω , a σ -algebra \mathcal{F} of measurable subsets of Ω , a nonnegative measure μ on (Ω, \mathcal{F}) and an invertible m.p. transformation $T : \Omega \rightarrow \Omega$ such that $\mu(T^{-1}F) = \mu(F)$ for all $F \in \mathcal{F}$. A set $F \in \mathcal{F}$ is said to be T-invariant if $T^{-1}F = F$. The m.p. dynamical system $(\Omega, \mathcal{F}, \mu, T)$ is said to be ergodic if the σ -algebra of T-invariant sets is trivial, i.e., for any invariant set, either it has measure 0 or its complement has measure 0.

⁷An m.p. dynamical system $(\Omega, \mathcal{F}, \mu, T)$ is said to be mixing if for all $E, F \in \mathcal{F}$, $\lim_{n \rightarrow \infty} \mu(T^n E \cap F) = \mu(E)\mu(F)$.

⁸A simple counting measure on \mathcal{B}^d is an integer-valued measure for which the measures of bounded Borel sets are all finite and the measure of a point is at most 1.

Let $(\Omega_{PT}, \mathcal{F}_{PT}, P_{PT})$ be the probability space of the Poisson point process X_{PT} for the primary transmitters with density λ_{PT} . Let Ω_{PR} be the product space $\prod_{n \in \mathbb{N}} \prod_{z \in \mathbb{Z}^2} C_{R_p}$ for the primary receivers, where $C_{R_p} = \{(x, y) : x^2 + y^2 \leq R_p\}$. Then we equip Ω_{PR} with the usual product σ -algebra and product measure P_{PR} with all marginal probability measure being μ_U , where μ_U is a uniform probability measure on C_{R_p} . Finally, we set $\Omega_P = \Omega_{PT} \times \Omega_{PR}$ and equip Ω_P with the product measure $P_P = P_{PT} \times P_{PR}$ and the usual product σ -algebra. It follows that the primary network model is a measurable mapping from Ω_P into $N_{PT} \times \Omega_{PR}$ defined by $(\omega_{PT}, \omega_{PR}) \rightarrow (X_{PT}(\omega_{PT}), \omega_{PR})$, where N_{PT} is specified in the definition of the point process.

The positions of the primary transmitters corresponding to $(\omega_{PT}, \omega_{PR}) \in \Omega_{PT} \times \Omega_{PR}$ are easily known from ω_{PT} . For the primary receivers, the positions are obtained as follows. Consider binary cubes

$$K(n, z) := \prod_{i=1}^2 (z_i 2^{-n}, (z_i + 1) 2^{-n}) \text{ for all } n \in \mathbb{N} \text{ and } z \in \mathbb{Z}^2.$$

For each primary transmitter x_{PT} , there exists a unique smallest integer $n_0 = n_0(x_{PT})$ such that it is contained in a binary cube $K(n_0, z(n_0, x_{PT}))$ which contains no other primary transmitters. The relative position of x_{PT} 's receiver with respect to x_{PT} is then given by $\omega_{PR}(n_0, z(n_0, x_{PT}))$.

Let e_1, e_2 denote the unit vectors in \mathbb{R}^2 , then the translation $T_{e_i} : \mathbb{R}^2 \rightarrow \mathbb{R}^2$ ($i = 1, 2$) defined by $x \rightarrow x + e_i$ induces a shift transformation U_{e_i} on Ω_{PR} through the equation

$$(U_{e_i} \omega_{PR})(n, z) = \omega_{PR}(n, z - 2^n e_i), \text{ for } i = 1, 2.$$

Hence T_{e_i} also induces a shift transformation \tilde{T}_{e_i} on $\Omega_P = \Omega_{PT} \times \Omega_{PR}$ as follows:

$$\tilde{T}_{e_i}(\omega_P) = (S_{e_i} \omega_{PT}, U_{e_i} \omega_{PR}), \text{ for } i = 1, 2$$

where S_{e_i} is defined in (10). By using techniques similar to the proof of Boolean models [15, Proposition 2.8], we have that the m.p. dynamical system $(\Omega_P, \mathcal{F}_P, P_P, \tilde{T}_{e_1})$ is ergodic.

Since the transmission range r_p of secondary users is fixed, the probability space of the secondary network model is the probability space $(\Omega_S, \mathcal{F}_S, P_S)$ for the Poisson point process X_S of secondary users with density λ_S . It follows from the proof of Poisson point processes [15, Proposition 2.6] that the m.p. dynamical system $(\Omega_S, \mathcal{F}_S, P_S, S_{e_1})$ is mixing.

Since the primary network model is independent of the secondary network model, the sample space of the heterogeneous network model Ω can be written as the product of Ω_P and Ω_S , i.e., $\Omega = \Omega_P \times \Omega_S$. We equip Ω with product measure $P = P_P \times P_S$ and the usual product σ -algebra. Similarly, the translation T_{e_i} ($i = 1, 2$) induces a transformation \hat{T}_{e_i} on $\Omega = \Omega_P \times \Omega_S$, which is given by

$$\hat{T}_{e_i}(\omega) = (\tilde{T}_{e_i} \omega_P, S_{e_i} \omega_S).$$

Then it follows from [24, Theorem 2.6.1] that the product m.p. dynamical system $(\Omega, \mathcal{F}, P, \hat{T}_{e_1})$ is ergodic. Since the σ -algebra invariant under the transformation group $\{\hat{T}_z : z \in \mathbb{Z}^2\}$ is a subset of the σ -algebra invariant under the transformation

\hat{T}_{e_1} , we conclude that $\{\hat{T}_z : z \in \mathbb{Z}^2\}$ acts ergodically, i.e., the heterogeneous network model is ergodic. ■

Based on Lemma 1, we have the following lemma.

Lemma 2: The number of infinite connected component in $\mathcal{G}(\lambda_S, \lambda_{PT})$ is a constant a.s. and it can only take value from $\{0, 1, \infty\}$.

Proof of Lemma 2: Let K denote the (random) number of infinite connected components in $\mathcal{G}(\lambda_S, \lambda_{PT})$, then since for all $k \geq 0$, the event $\{K = k\}$ is invariant under the group of shift transformations, it follows from Lemma 1 and the definition of ergodicity that $\Pr\{K = k\} = 0$ or 1. Consequently, we have that K is a.s. constant. Then it suffices to exclude the possibility of $K \geq 2$. This is shown by contradiction, that is, if there exist $K \geq 2$ infinite connected components, then they can be linked together as one connected component wpp. The proof is inspired by the proof of Proposition 3.3 in [15] and a major difference is that here we need to consider the impact of the primary network on the connectivity of the secondary network.

Suppose that there are $K \geq 2$ infinite connected components a.s. If we remove all the secondary nodes centered inside a box $B = [-n, n]^2$, then the resulting secondary network should contain at least K unbounded components a.s. Let, for $A \subseteq \mathbb{R}^2$, $\mathcal{G}[A]$ denote the graph formed by secondary nodes in A . Given a box B and $\epsilon > 0$, consider the event $E(B, \epsilon)$ shown at the bottom of the page.

Partition the box B into squares with side length $a > 0$ and let $\mathcal{S}_a = \{S_1, \dots, S_N\}$ denote the collection of all the squares which are adjacent to the boundary of B . Clearly, for a box B and $\epsilon > 0$, we can find $a = a(B, \epsilon) \in (0, r_p/\sqrt{5})$ and $\eta = \eta(a) > 0$ such that for any point $x \notin B$ with $d(x, B) \leq r_p - \epsilon/2$, there exists a square $S = S(x) \in \mathcal{S}_a$ for which we have $\sup_{y \in S} d(x, y) \leq r_p - \eta$. This means that, if we center in each square of \mathcal{S}_a a secondary node and there are neither primary transmitters nor primary receivers within a bigger box $\bar{B} = [-n - \max\{r_I, R_I\}, n + \max\{r_I, R_I\}]^2$, then every infinite component U in $\mathcal{G}[B^c]$ with $d(U, B) \leq r_p - \epsilon$ is connected to some secondary node in \mathcal{S}_a .

Let $E(a, \eta)$ be the event that each square in \mathcal{S}_a contains at least one secondary node and $E(\bar{B})$ the event that there are neither primary transmitters nor primary receivers within \bar{B} . Since $E(a, \eta)$ depends on the configuration of secondary nodes inside the box B , $E(B, \epsilon)$ depends on the configuration of secondary nodes outside B and the configuration of primary nodes, based on the independence of the primary network and the secondary network, we have

$$\begin{aligned} \Pr(E(B, \epsilon) \cap E(a, \eta) \cap E(\bar{B})) \\ = \Pr(E(B, \epsilon))\Pr(E(a, \eta))\Pr(E(\bar{B})|E(B, \epsilon)). \end{aligned}$$

If $E(B, \epsilon)$, $E(a, \eta)$ and $E(\bar{B})$ all occur wpp., then there is only one infinite connected component⁹ wpp. By using arguments similar to the proof for [15, Proposition 3.3], we have that there exists a large enough box B and $\epsilon > 0$ such that $\Pr(E(B, \epsilon)) > 0$. Obviously, $\Pr(E(a, \eta)) > 0$. Moreover, it is easy to see that $P(E(\bar{B})|E(B, \epsilon)) \geq P(E(\bar{B})) > 0$. ■

Now we have that the number K of infinite connected components is equal to zero, one or infinity a.s. To exclude the possibility of $K = \infty$, we can use the proof of [15, Theorem 3.6] for Poisson Boolean models, which is based on several combinatorial results. The details are omitted.

C. Proof of Theorem 2

Proof of T2.1: To prove T2.1, it suffices to show that:

- (a) for any $\lambda_S \leq \lambda_c(r_p)$, the secondary network is not connected for any $\lambda_{PT} \geq 0$;
- (b) for any $\lambda_S > \lambda_c(r_p)$, there exists a $\lambda_{PT}^*(\lambda_S) > 0$ such that $\forall \lambda_{PT} \leq \lambda_{PT}^*(\lambda_S)$, the secondary network is connected.

From Section IV-A, we know that for a Poisson homogeneous ad hoc network with density λ and transmission range r , the necessary and sufficient condition for connectivity is $\lambda > \lambda_c(r)$. Since the existence of an infinite connected component in the secondary network implies the existence of an infinite connected component in the homogeneous ad hoc network with the same density and the same transmission range, by using a coupling argument, we conclude that when $\lambda_S \leq \lambda_c(r_p)$, there does not exist an infinite connected component a.s. in the secondary network for any $\lambda_{PT} \geq 0$. This proves part (a).

The basic idea of the proof of part (b) is to approximate the secondary network $\mathcal{G}(\lambda_S, \lambda_{PT})$ by a discrete dependent edge-percolation model on the grid. This discrete dependent edge-percolation model \mathcal{L} is constructed in a way such that the existence of an infinite connected component in \mathcal{L} implies the existence of an infinite connected component in $\mathcal{G}(\lambda_S, \lambda_{PT})$.

Construct the square lattice \mathcal{L} on \mathbb{R}^2 with side length d_e . Note that each site in \mathcal{L} is virtual and is not related to any node either in the secondary network or in the primary network. Next we specify the conditions for an edge being open in \mathcal{L} , which is the key to the mapping from $\mathcal{G}(\lambda_S, \lambda_{PT})$ to \mathcal{L} .

For each edge e in \mathcal{L} , let (x_e, y_e) denote the middle point of e . Then we introduce three random fields A_e , B_e and C_e , all associated with the edge e in \mathcal{L} , where $C_e = A_e B_e$ is the indicator of the edge e being open, A_e represents the condition (C1) of the distance between two users for the existence of a communication link in the secondary network and B_e represents the condition (C2) of the spectrum opportunity. Specifically, consider the Poisson Boolean model $\mathcal{B}(X_S, r_p/2, \lambda_S)$ where X_S

⁹Since $a < r_p/\sqrt{5}$, every secondary node in a square of \mathcal{S}_a is connected to those secondary nodes in the neighboring squares.

$$E(B, \epsilon) := \{d(U, B) \leq r_p - \epsilon \text{ for any infinite connected component } U \text{ in } \mathcal{G}[B^c]\}$$

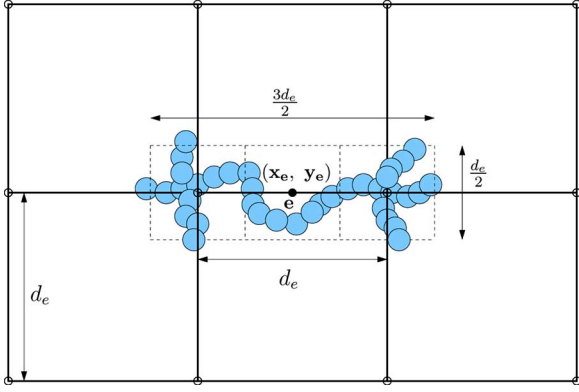


Fig. 11. Realization where $A_e = 1$ for the edge e (hollow points are sites in \mathcal{L} and solid segments are edges in \mathcal{L}).

is the Poisson point process generated by secondary users, then for a horizontal edge e , $A_e = 1$ if the following two events (illustrated in Fig. 11) are true:

- (i) there is an occupied L-R crossing of the rectangle $[x_e - 3d_e/4, x_e + 3d_e/4] \times [y_e - d_e/4, y_e + d_e/4]$ in $\mathcal{B}(X_S, r_p/2, \lambda_S)$;
- (ii) there are two occupied T-B crossings of the square $[x_e - 3d_e/4, x_e - d_e/4] \times [y_e - d_e/4, y_e + d_e/4]$ and the square $[x_e + d_e/4, x_e + 3d_e/4] \times [y_e - d_e/4, y_e + d_e/4]$ in $\mathcal{B}(X_S, r_p/2, \lambda_S)$; and $A_e = 0$ otherwise. For a vertical edge e , the definition of A_e is similar, where the horizontal and vertical coordinates are switched in the above two events.

Next, we define the random field B_e . For an edge e in \mathcal{L} , $B_e = 1$ if $A_e = 1$ and the following two events are true:

- (i) there is no primary transmitter within distance R_I of any secondary node of the three crossings in the definition of A_e ;
- (ii) there is no primary receiver within distance r_I of any secondary node of the three crossings in the definition of A_e ;

and $B_e = 0$ otherwise. It follows from the definition of communication link in the secondary network (see Section II-B-I) that if $A_e = 1$ and $B_e = 1$, then the three crossings in $\mathcal{B}(X_S, r_p/2, \lambda_S)$ are also three crossings in $\mathcal{G}(\lambda_S, \lambda_{PT})$.

Let $C_e = A_e B_e$, then we claim that the edge e is open if $C_e = 1$ and e is closed if $C_e = 0$. We observe from Fig. 11 that whether the edge e is open is correlated with the states of the other edges. This model \mathcal{L} thus is a dependent edge-percolation model. Furthermore, as shown in Fig. 12, if there exists an infinite open connected component in \mathcal{L} , then those crossings associated with the edges in the infinite component in \mathcal{L} comprise an infinite connected component in $\mathcal{G}(\lambda_S, \lambda_{PT})$. As a consequence, by considering the uniqueness of the infinite connected component in $\mathcal{G}(\lambda_S, \lambda_{PT})$, we only need to prove the following lemma in order to show T2.1.

Lemma 3: Let $C(O)$ denote the open connected component containing the origin O in \mathcal{L} . Then given $\lambda_S > \lambda_c(r_p)$, $\exists D > 0$, $\lambda_{PT}^* > 0$ such that for $d_e = D$ and any $\lambda_{PT} \leq \lambda_{PT}^*$, we have

$$\Pr\{|C(O)| = \infty\} > 0$$

where $|C(O)|$ is the number of edges in $C(O)$.

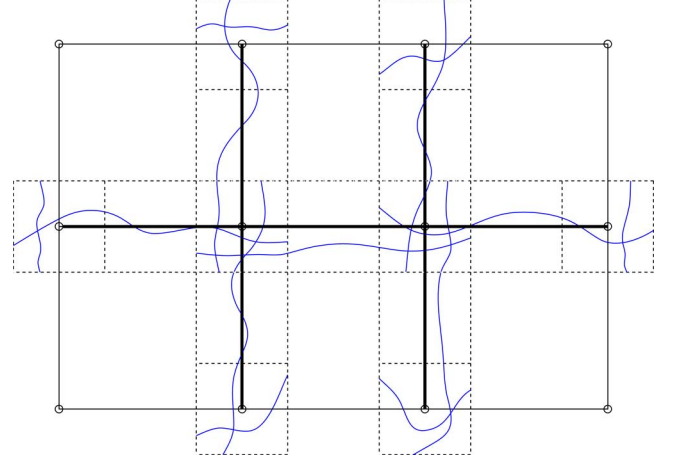


Fig. 12. Percolation in \mathcal{L} (thick segments are open edges in \mathcal{L} and thin segments are closed edges in \mathcal{L} and blue curves are those crossings associated with the open edges).

Proof of Lemma 3: For an arbitrary edge e in \mathcal{L} , let $q = \Pr\{C_e = 0\}$, then we have

$$q = \Pr\{(A_e = 0) \cup (B_e = 0)\} \leq \Pr\{A_e = 0\} + \Pr\{B_e = 0\}.$$

From the result on the crossing probabilities given in (9), we know that when $\lambda_S > \lambda_c(r_p)$,

$$\begin{aligned} \Pr\{A_e = 0\} &= \Pr\{\text{at least one crossing does not exist}\} \\ &\leq \left[1 - \sigma\left(\left(\frac{3d_e}{2}, \frac{d_e}{2}\right), \lambda_S, \text{L-R}\right)\right] \\ &\quad + \left[1 - \sigma\left(\left(\frac{d_e}{2}, \frac{d_e}{2}\right), \lambda_S, \text{T-B}\right)\right] \\ &\quad + \left[1 - \sigma\left(\left(\frac{d_e}{2}, \frac{d_e}{2}\right), \lambda_S, \text{T-B}\right)\right] \\ &\rightarrow 0 \text{ as } d \rightarrow \infty, \text{ i.e., } \lim_{d_e \rightarrow \infty} \Pr\{A_e = 0\} = 0. \end{aligned}$$

Thus, when $\lambda_S > \lambda_c(r_p)$, $\forall \epsilon > 0$, $\exists D > 0$ such that $\Pr\{A_e = 0\} < \frac{\epsilon}{3}$ for $d_e = D$.

Given $A_e = 1$, let S_{R_I} be the area of the region covered by the circles with radii R_I centered at those secondary nodes in the three crossings and S_{r_I} be the area of the region covered by the circles with radii r_I centered at those secondary nodes in the three crossings. Then we have

$$\begin{aligned} \Pr\{B_e = 0 \mid A_e = 1\} &= \Pr\{\exists \text{ some primary transmitter in } S_{R_I}\} \\ &\quad + \Pr\{\exists \text{ some primary receiver in } S_{r_I}\}. \end{aligned}$$

Since $S_{R_I} \leq \left(\frac{3d_e}{2} + 2R_I + r_p\right) \left(\frac{d_e}{2} + 2R_I + r_p\right)$ and $S_{r_I} \leq \left(\frac{3d_e}{2} + 2r_I + r_p\right) \left(\frac{d_e}{2} + 2r_I + r_p\right)$, it follows from the basic property of Poisson point processes that

$$\begin{aligned} \Pr\{B_e = 0 \mid A_e = 1\} &\leq 1 - \exp\left[-\lambda_{PT} \left(\frac{3d_e}{2} + 2R_I + r_p\right) \left(\frac{d_e}{2} + 2R_I + r_p\right)\right] \\ &\quad + 1 - \exp\left[-\lambda_{PT} \left(\frac{3d_e}{2} + 2r_I + r_p\right) \left(\frac{d_e}{2} + 2r_I + r_p\right)\right]. \end{aligned}$$

Obviously, $\lim_{\lambda_{PT} \rightarrow 0} \Pr\{B_e = 0 \mid A_e = 1\} = 0$ for fixed d_e . Thus if we choose $d_e = D$, then $\forall \epsilon > 0, \exists \lambda_{PT}^* > 0$ such that

$$\Pr\{B_e = 0 \mid A_e = 1\} < \frac{\epsilon}{3} \text{ for all } \lambda_{PT} \leq \lambda_{PT}^*.$$

It implies that when $d_e = D$, for all $\lambda_{PT} \leq \lambda_{PT}^*$

$$\begin{aligned} \Pr\{B_e = 0\} &= \Pr\{A_e = 0\} + \Pr\{B_e = 0 \mid A_e = 1\} \Pr\{A_e = 1\} \\ &\leq \Pr\{A_e = 0\} + \Pr\{B_e = 0 \mid A_e = 1\} \\ &< \frac{2\epsilon}{3}. \end{aligned}$$

Thus, for $d_e = D$ and all $\lambda_{PT} \leq \lambda_{PT}^*$, we have

$$q \leq \Pr\{A_e = 0\} + \Pr\{B_e = 0\} < \epsilon. \quad (11)$$

From Fig. 11, we can see that if $d_e \geq \max\{4R_I + 2r_p, 4r_I + 2r_p\}$, then the state of edge e is only correlated with its six adjacent edges and it is independent of other edges. In this case, by using the ‘‘Peierls argument’’ [25, Chapter 1], we can show that if the probability of an edge being closed $q < \left(\frac{11-2\sqrt{10}}{27}\right)^4$, then

$$\Pr\{|C(O)| = \infty\} > 0. \quad (12)$$

The proof of the above statement follows the one of [7, Theorem 3] except that the upper bound on the probability of n edges all being closed is given by the following fact.

Fact 1: [8, Proposition 1]: For any collection $\{e_i\}_{i=1}^n$ of n distinct edges in \mathcal{L} , we have

$$\Pr\{(C_1 = 0) \cap (C_2 = 0) \cap \dots \cap (C_n = 0)\} \leq q^{\frac{n}{4}}$$

where C_i is the indicator of e_i being closed, and q is the probability of an edge being closed.

Thus, by combining (12) with (11), we conclude that given $\lambda_S > \lambda_c(r_p)$, $\exists D > 0, \lambda_{PT}^* > 0$ such that for fixed $d_e = \max\{D, 4R_I + 2r_p, 4r_I + 2r_p\}$ and any $\lambda_{PT} \leq \lambda_{PT}^*$

$$\Pr\{|C(O)| = \infty\} > 0.$$

Notice that λ_{PT}^* depends on D which is chosen according to the crossing probability and is determined by λ_S . As a consequence, λ_{PT}^* is a function of λ_S , i.e., $\lambda_{PT}^* = \lambda_{PT}^*(\lambda_S)$. ■

Proof of T2.2: From the conditions for the existence of a communication link in the secondary network specified in Section II-B-I, we know that for every secondary node in an infinite connected component, there can exist neither any primary transmitter within distance R_I of it nor any primary receiver within distance r_I of it. In other words, every secondary node in an infinite connected component must be located outside all the circles centered at the primary transmitters and the primary receivers with radii R_I and r_I , respectively. Thus, if there is an infinite connected component in the secondary network, then an infinite vacant component must exist in the two Poisson Boolean models $\mathcal{B}(X_{PT}, R_{PT}, \lambda_{PT})$ and $\mathcal{B}(X_{PR}, R_{PR}, \lambda_{PT})$ driven by the primary transmitters and the primary receivers, respectively. Here R_{PT} and R_{PR} are

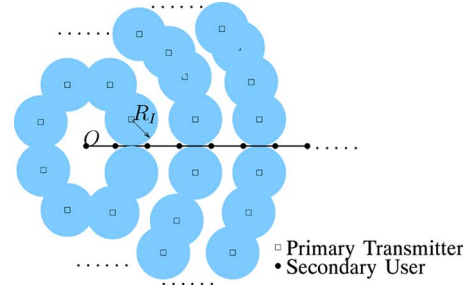


Fig. 13. Counterexample for choosing $R_{PT} = R_I$. All the secondary nodes in the infinite path are located outside those circles centered at the primary transmitters with radii R_I , which form a series of rings surrounding the origin O and there is no infinite vacant component in the Poisson Boolean model $\mathcal{B}(X_{PT}, R_I, \lambda_{PT})$ driven by the primary transmitters.

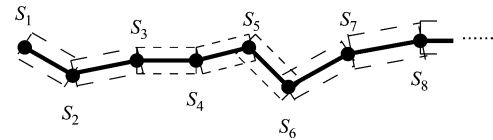


Fig. 14. Infinite path in the secondary network. The dashed segments form an inner bound on the infinite vacant component in the Poisson Boolean model driven by the primary receivers.

some appropriate radii which will be specified later. A natural choice for R_{PT} is R_I , but if we consider the counterexample given in Fig. 13, then we can clearly see that even if there is an infinite path in the secondary network, no infinite vacant component exists in the Poisson Boolean model $\mathcal{B}(X_{PT}, R_I, \lambda_{PT})$ driven by the primary transmitters. Similarly, counterexamples can be easily constructed for choosing $R_{PR} = r_I$.

Suppose there is an infinite connected component in the secondary network. Then we can find a sequence of secondary users $\{S_1, S_2, S_3, \dots\}$ such that they comprise an infinite path starting from S_1 (see Fig. 14).

Assume that S_i and S_{i+1} ($i \geq 1$) are two adjacent secondary nodes in the above infinite path. Notice that the distance $d_{i, i+1}$ between S_i and S_{i+1} satisfies $d_{i, i+1} \leq r_p < r_I$, where the second inequality $r_p < r_I$ follows from the fact that the minimum transmission power for successful reception is in general higher than the maximum allowable interference power.

As we know, all the primary receivers must be outside the two circles with radii r_I centered at S_i and S_{i+1} , respectively, as shown in Fig. 15. Given $\epsilon > 0$, consider the rectangle $\left[-\frac{d_{i, i+1}}{2}, \frac{d_{i, i+1}}{2}\right] \times [-\epsilon, \epsilon]$ between S_i and S_{i+1} . By a simple computation in geometry, we have that the minimum distance from all the primary receivers to the rectangle is $\sqrt{r_I^2 - \frac{r_p^2}{4}} - \epsilon$. As illustrated in Fig. 14, it implies that there exists an infinite vacant component in the Poisson Boolean model $\mathcal{B}\left(X_{PR}, \sqrt{r_I^2 - \frac{r_p^2}{4}} - \epsilon, \lambda_{PT}\right)$ driven by the primary receivers¹⁰. By recalling the known results in Section V-A-II, we thus conclude that for all $\epsilon > 0$

$$\lambda_{PT} \leq \left(2\sqrt{r_I^2 - \frac{r_p^2}{4}} - \epsilon\right)^{-2} \lambda_c(1).$$

¹⁰This technique used here can also be applied to the case when $r_p \geq r_I$, where only the minimum distance from all the primary receiver to the bar between S_i and S_{i+1} needs to be recomputed.

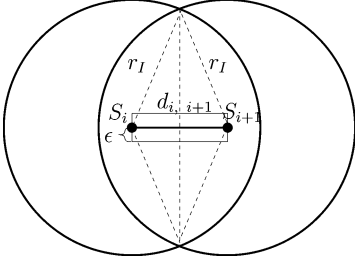


Fig. 15. One edge (S_i, S_{i+1}) in the infinite path.

Let $\epsilon \rightarrow 0$, then it yields

$$\lambda_{PT} \leq \frac{1}{4r_I^2 - r_p^2} \lambda_c(1).$$

The other term $\frac{1}{4R_I^2 - r_p^2} \lambda_c(1)$ in the upper bound is obtained by applying the same argument to the Poisson Boolean model driven by the primary transmitters.

D. Proof of Theorem 3

Consider the connected component C_A containing an arbitrarily chosen secondary user A . Assuming that $|C_A| > 1$, we construct a branching process as follows. Notice that if $|C_A| > 1$, then A must see an opportunity, i.e., $\overline{\mathbb{I}(A, r_I, \text{rx})} \cap \overline{\mathbb{I}(A, R_I, \text{tx})}$ is true. Call A the initial point (or 0-th generation) of the branching process. Then the children of A (i.e., the first generation of the branching process) are secondary users which satisfy the following two conditions:

- i) it is within distance r_p of A , where r_p is the transmission range of secondary users;
- ii) there exist neither any primary receiver within distance r_I of the secondary user nor any primary transmitter within distance R_I of the secondary user.

The n -th ($n \geq 2$) generation of the branching process is obtained similarly and these children are connected to their parents in the $(n-1)$ -th generation of the branching process via bidirectional links. Obviously, all the secondary users in C_A are counted in the constructed branching process model. But some of them may probably be counted more than once, since we do not exclude the previous n generations (including generation 0) when we consider the n -th generation. Thus, this branching process gives us an upper bound on the number of secondary users in C_A . It follows that if the branching process does not grow to infinity wpp., then there does not exist an infinite connected component a.s. in $\mathcal{G}(\lambda_S, \lambda_{PT})$, due to the stationarity of the heterogeneous network model. Since the conditional average degree μ is the average number of offspring for every generation, the necessary condition follows immediately from the classic theorem for branching processes¹¹ [1, Theorem 2.1.1].

¹¹The lower bound on the conditional average degree can be improved by constructing a multi-type branching process. Specifically, when we consider the children of a secondary user, we categorize them into different types based on their distances from the secondary user. A similar construction has been used to obtain the lower bound on the critical density of Poisson Boolean models [1, Sec. 3.9]. This multi-type branching process is, however, difficult to analyze and requires substantial further investigation.

E. Proof of Theorem 4

From the construction of the dependent site-percolation model \mathcal{L} , we know that the existence of an infinite occupied component in \mathcal{L} implies the existence of an infinite connected component in $\mathcal{G}(\lambda_S, \lambda_{PT})$. Then in order to obtain a sufficient condition for the connectivity of the secondary network, it suffices to find a sufficient condition for the existence of an infinite occupied component in \mathcal{L} .

Let p be the probability that one site is occupied. Then based on the definition of the upper critical probability p_c of \mathcal{L} , we have that if $p > p_c$, an infinite occupied component containing the origin exists in \mathcal{L} wpp. It implies that if $p > p_c$, there exists an infinite connected component in the secondary network wpp. Since the event that there exists an infinite connected component in the secondary network is invariant under the group of shift transformations, it follows from the ergodicity of the heterogeneous network model (see Lemma 1) that if $p > p_c$, there exists an infinite connected component in the secondary network a.s.

Let $F_k(B_O)$ denote the event that there exist exactly k secondary users in the associated dashed square B_O of a site O and let $G_i(B_O)$ ($1 \leq i \leq k$) denote the event that the secondary user A_i sees an opportunity. Then based on the definition of occupied site in \mathcal{L} , we obtain a lower bound on p as follows:

$$\begin{aligned} p &= \sum_{k=1}^{\infty} \Pr\{F_k(B_O)\} \Pr\{\cup_{i=1}^k G_i(B_O)\} \\ &\geq \sum_{k=1}^{\infty} \Pr\{F_k(B_O)\} \Pr\{G_1(B_O)\} \\ &= \Pr\{G_1(B_O)\} \sum_{k=1}^{\infty} \Pr\{F_k(B_O)\} \\ &= [1 - \exp(-\lambda_S d_s^2)] \Pr\{\overline{\mathbb{I}(A_1, r_I, \text{rx})} \cap \overline{\mathbb{I}(A_1, R_I, \text{tx})}\} \\ &= \left[1 - \exp\left(-\frac{\lambda_S r_p^2}{8}\right)\right] \exp\{-\lambda_{PT} \pi [R_I^2 + r_I^2 - I(R_I, R_p, r_I)]\}. \end{aligned}$$

In the last step, $\Pr\{\overline{\mathbb{I}(A_1, r_I, \text{rx})} \cap \overline{\mathbb{I}(A_1, R_I, \text{tx})}\}$ has been obtained by setting the distance $d = 0$ in the expression for the probability of an unidirectional opportunity between two secondary users with distance d apart given in [16, Proposition 1].

VI. CONCLUSION AND FUTURE DIRECTIONS

We have studied the connectivity of a large-scale ad hoc heterogeneous wireless network in terms of the occurrence of the percolation phenomenon. We have introduced the concept of connectivity region to specify the dependency of connectivity on the density of the secondary users and the traffic load of the primary users. We have shown several basic properties of the connectivity region: the contiguity of the region, the monotonicity of the boundary and the uniqueness of the infinite connected component. We have analytically characterized the critical density of the secondary users and the critical density of the primary transmitters; they jointly specify the profile of the connectivity region. We have also established a necessary and a sufficient condition for connectivity, which give an outer and an

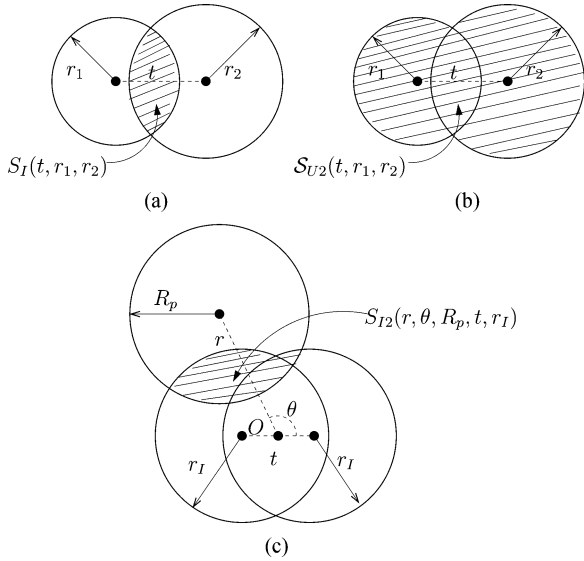


Fig. 16. Illustration of $S_I(t, r_1, r_2)$ (the common area of two circles with radii r_1 and r_2 and centers t apart), $S_{U2}(t, r_1, r_2)$ (the union area of two circles with radii r_1 and r_2 and centers t apart) and $S_{I2}(r, \theta, R_p, t, r_I)$ (the intersection area between one circle with radius R_p and the union of the two identical circles with radii r_I).

inner bound, respectively, on the connectivity region. Furthermore, by examining the impacts of the secondary users' transmission power on the connectivity region and on the conditional average degree of a secondary user, we have demonstrated the tradeoff between proximity and spectrum opportunity. In establishing these results, we have used techniques and theories in continuum percolation, including the coupling argument, ergodic theory, the discretization technique, and an approximation using a branching process.

To highlight the interaction between the primary users and the secondary users in a heterogeneous network, we have ignored the fading effect and the mutual interference between secondary users. If we take into account these factors, then the received signal to interference-plus-noise ratios at two secondary users will replace the distance between them in condition (C1) for the existence of a communication link between them. This will result in a random connection model (RCM) with correlated links, where the correlation between links is due to the mutual interference and condition (C2) on the presence of the bidirectional opportunity. There will be a tradeoff between proximity and mutual interference in addition to the tradeoff between proximity and opportunity and the combination of these two tradeoffs will complicate the characterization of the connectivity of the secondary network. But since the RCM shares several basic properties (e.g., ergodicity and existence of the critical density) with the Boolean model used in this paper, we expect that most of the results established here (e.g., connectivity region, critical densities) can be extended to the RCM.

APPENDIX A

EXPRESSION FOR CONDITIONAL AVERAGE DEGREE

An expression for the conditional average degree μ of a secondary user is presented in the following proposition.

Proposition 1: Let λ_S and λ_{PT} be the density of secondary users and primary transmitters. Let r_I and R_I be the interference range of the secondary and primary users and r_p and R_p the transmission range of the secondary and primary users. Let $g(\lambda_{PT}, r_p, r_I, R_p, R_I)$ denote the probability of a bidirectional opportunity between A and B conditioned on the event that A sees an opportunity. Then the conditional average degree μ of a secondary user is given by

$$\begin{aligned} \mu &= (\lambda_S \pi r_p^2) \cdot g(\lambda_{PT}, r_p, r_I, R_p, R_I) \\ &= \lambda_S \pi r_p^2 \int_0^{r_p} \frac{2t}{r_p^2} \exp \left\{ -\lambda_{PT} \left[\pi(r_I^2 + R_I^2 + I(R_I, R_p, r_I)) \right. \right. \\ &\quad \left. \left. - S_I(t, r_I, r_I) - S_I(t, R_I, R_I) \right. \right. \\ &\quad \left. \left. - \int \int \frac{S_{I2}(r, \theta, R_p, t, r_I)}{\pi R_p^2} r dr d\theta \right] \right\} dt \end{aligned} \quad (A1)$$

where

$$I(R_I, R_p, r_I) = 2 \int_0^{R_I} t \frac{S_I(t, R_p, r_I)}{\pi R_p^2} dt$$

$S_I(t, r_1, r_2)$ the common area of two circles with radii r_1 and r_2 and centers t apart [see Fig. 16(a)] and $S_{U2}(t, r_1, r_2)$ is the union of two circles with radii r_1 and r_2 and centers t apart [see Fig. 16(b)]. $S_{I2}(r, \theta, R_p, t, r_I)$ is the intersection area between one circle with radius R_p and the union of the two circles with both radii r_I [see Fig. 16(c)]. For $S_{I2}(r, \theta, R_p, t, r_I)$, the two identical circles are centered t apart and the other circle is centered at (r, θ) , where the middle point of the centers of the two identical circles is chosen to be the origin O .

Expressions for $I(R_I, R_p, r_I)$ and $S_I(t, r_1, r_2)$ can be obtained in explicit form, which can be found in [1, Appendix A]. The expression for $S_{I2}(r, \theta, R_p, t, r_I)$ depends on the expression for the common area of three circles which is tedious and is given in [26]. By applying the basic property of the exponential function to (A1), we can easily show that $g(\cdot)$ is a strictly decreasing function of λ_{PT} .

Proof: Let $F_k(A)$ denote the event that there exist exactly k neighbors of a secondary user A . We thus have the first equation shown at the bottom of the next page.

When $k = 0$, it is obvious that $\text{deg}(A) = 0$. When $k > 0$, let B_i be a neighbor of A and $\mathbf{1}_{B_i}$ an indicator function for B_i such that $\mathbf{1}_{B_i} = 1$ if $\overline{\mathbb{I}(B_i, r_I, \text{rx})} \cap \overline{\mathbb{I}(B_i, R_I, \text{tx})}$ occurs and $\mathbf{1}_{B_i} = 0$ otherwise. Then by considering the statistical independence and equivalence of the k secondary users, we have the second equation shown at the bottom of the next page. It follows that we get (A2), as shown at the bottom of the next page.

According to the definition of spectrum opportunity, $\Pr\{\overline{\mathbb{I}(A, r_I, \text{rx})} \cap \overline{\mathbb{I}(A, R_I, \text{tx})}\}$ can be obtained by setting the distance $d = 0$ in the expression for the probability of a unidirectional opportunity between two secondary users with distance d apart given in Proposition 1 in [16].

$$\begin{aligned} &\Pr\{\overline{\mathbb{I}(A, r_I, \text{rx})} \cap \overline{\mathbb{I}(A, R_I, \text{tx})}\} \\ &= \exp[-\lambda_{PT} \pi(r_I^2 + R_I^2 - I(R_I, R_p, r_I))] \end{aligned} \quad (A3)$$

Next, we derive the expression for the probability of a bidirectional opportunity, i.e., $\Pr\{\overline{\mathbb{I}(B_1, r_I, \text{rx})} \cap \overline{\mathbb{I}(B_1, R_I, \text{tx})} \cap \overline{\mathbb{I}(A, r_I, \text{rx})} \cap \overline{\mathbb{I}(A, R_I, \text{tx})}\}$, which depends on the location of B_1 only through its distance to A . Since B_1 is uniformly distributed within distance r_p of A , the density function of the distance t between B_1 and A is given by $\frac{2t}{r_p^2}$ for $0 \leq t \leq r_p$. In this case, the probability of a bidirectional opportunity can be written as shown in (A4), also shown at the bottom of the page, where the integrand can be written as shown in (A5), at the bottom of the page.

Next, we compute the two probabilities in (A5) one by one. Since the primary receivers admit a Poisson point process with density λ_{PT} , we have

$$\Pr\{\overline{\mathbb{I}(B_1, r_I, \text{rx})} \cap \overline{\mathbb{I}(A, r_I, \text{rx})} | d(B_1, A) = t\} = \exp[-\lambda_{PT}(2\pi r_I^2 - S_I(t, r_I, r_I))] \quad (\text{A6})$$

where $S_I(t, r_I, r_I)$ is the common area of two circles with both radii r_I and centers t apart [see Fig. 16(a)].

$$\begin{aligned} \mu &= \mathbb{E}[\text{deg}(A) | \overline{\mathbb{I}(A, r_I, \text{rx})} \cap \overline{\mathbb{I}(A, R_I, \text{tx})}] \\ &= \mathbb{E}_k[\mathbb{E}[\text{deg}(A) | \overline{\mathbb{I}(A, r_I, \text{rx})} \cap \overline{\mathbb{I}(A, R_I, \text{tx})} \cap F_k(A)]] \\ &= \sum_{k=0}^{\infty} e^{-\lambda_{ST} \pi r_p^2} \frac{(\lambda_{ST} \pi r_p^2)^k}{k!} \mathbb{E}[\text{deg}(A) | \overline{\mathbb{I}(A, r_I, \text{rx})} \cap \overline{\mathbb{I}(A, R_I, \text{tx})} \cap F_k(A)] \end{aligned}$$

$$\begin{aligned} &\mathbb{E}[\text{deg}(A) | \overline{\mathbb{I}(A, r_I, \text{rx})} \cap \overline{\mathbb{I}(A, R_I, \text{tx})} \cap F_k(A)] \\ &= \sum_{i=1}^k \mathbb{E}[\mathbf{1}_{B_i} | \overline{\mathbb{I}(A, r_I, \text{rx})} \cap \overline{\mathbb{I}(A, R_I, \text{tx})}] \\ &= k \mathbb{E}[\mathbf{1}_{B_1} | \overline{\mathbb{I}(A, r_I, \text{rx})} \cap \overline{\mathbb{I}(A, R_I, \text{tx})}] \\ &= k \Pr\{\overline{\mathbb{I}(B_1, r_I, \text{rx})} \cap \overline{\mathbb{I}(B_1, R_I, \text{tx})} | \overline{\mathbb{I}(A, r_I, \text{rx})} \cap \overline{\mathbb{I}(A, R_I, \text{tx})}\} \\ &= k \frac{\Pr\{\overline{\mathbb{I}(B_1, r_I, \text{rx})} \cap \overline{\mathbb{I}(B_1, R_I, \text{tx})} \cap \overline{\mathbb{I}(A, r_I, \text{rx})} \cap \overline{\mathbb{I}(A, R_I, \text{tx})}\}}{\Pr\{\overline{\mathbb{I}(A, r_I, \text{rx})} \cap \overline{\mathbb{I}(A, R_I, \text{tx})}\}} \end{aligned}$$

$$\mu = \lambda_{ST} \pi r_p^2 \frac{\Pr\{\overline{\mathbb{I}(B_1, r_I, \text{rx})} \cap \overline{\mathbb{I}(B_1, R_I, \text{tx})} \cap \overline{\mathbb{I}(A, r_I, \text{rx})} \cap \overline{\mathbb{I}(A, R_I, \text{tx})}\}}{\Pr\{\overline{\mathbb{I}(A, r_I, \text{rx})} \cap \overline{\mathbb{I}(A, R_I, \text{tx})}\}} \quad (\text{A2})$$

$$\begin{aligned} &\Pr\{\overline{\mathbb{I}(B_1, r_I, \text{rx})} \cap \overline{\mathbb{I}(B_1, R_I, \text{tx})} \cap \overline{\mathbb{I}(A, r_I, \text{rx})} \cap \overline{\mathbb{I}(A, R_I, \text{tx})}\} \\ &= \int_0^{r_p} \frac{2t}{r_p^2} \Pr\{\overline{\mathbb{I}(B_1, r_I, \text{rx})} \cap \overline{\mathbb{I}(B_1, R_I, \text{tx})} \cap \overline{\mathbb{I}(A, r_I, \text{rx})} \cap \overline{\mathbb{I}(A, R_I, \text{tx})} | d(B_1, A) = t\} dt \quad (\text{A4}) \end{aligned}$$

$$\begin{aligned} &\Pr\{\overline{\mathbb{I}(B_1, r_I, \text{rx})} \cap \overline{\mathbb{I}(B_1, R_I, \text{tx})} \cap \overline{\mathbb{I}(A, r_I, \text{rx})} \cap \overline{\mathbb{I}(A, R_I, \text{tx})} | d(B_1, A) = t\} \\ &= \Pr\{\overline{\mathbb{I}(B_1, R_I, \text{tx})} \cap \overline{\mathbb{I}(A, R_I, \text{tx})} | \overline{\mathbb{I}(B_1, r_I, \text{rx})} \cap \overline{\mathbb{I}(A, r_I, \text{rx})} \cap d(B_1, A) = t\} \\ &\quad \cdot \Pr\{\overline{\mathbb{I}(B_1, r_I, \text{rx})} \cap \overline{\mathbb{I}(A, r_I, \text{rx})} | d(B_1, A) = t\} \quad (\text{A5}) \end{aligned}$$

$$\begin{aligned}
& \Pr\{\overline{\mathbb{I}(B_1, R_I, \text{tx})} \cap \overline{\mathbb{I}(A, R_I, \text{tx})} \mid \overline{\mathbb{I}(B_1, r_I, \text{rx})} \cap \overline{\mathbb{I}(A, r_I, \text{rx})} \cap d(B_1, A) = t\} \\
&= \exp \left\{ -\lambda_{PT} \iint_{\mathcal{S}_{U_2}(t, R_I, R_I)} \left[1 - \frac{S_{I_2}(r, \theta, R_p, t, r_I)}{\pi R_p^2} r dr d\theta \right] \right\} \\
&= \exp \left\{ -\lambda_{PT} \left[2\pi R_I^2 - S_I(t, R_I, R_I) - \iint_{\mathcal{S}_{U_2}(t, R_I, R_I)} \frac{S_{I_2}(r, \theta, R_p, t, r_I)}{\pi R_p^2} r dr d\theta \right] \right\} \tag{A7}
\end{aligned}$$

$$\mu = \lambda_S \pi r_p^2 \int_0^{r_p} \frac{2t}{r_p^2} \exp \left[-\lambda_{PT} \left(\pi r_I^2 - 2r_I^2 \arccos \left(\frac{t}{2r_I} \right) + t \sqrt{r_I^2 - \frac{t^2}{4}} \right) \right] dt.$$

$$\begin{aligned}
\mu &\leq \lambda_S \pi r_p^2 \int_0^{r_p} \frac{2t}{r_p^2} \exp \left\{ -\lambda_{PT} \left[\pi r_I^2 - 2r_I^2 \left(\frac{\pi}{2} - \frac{t}{2r_I} \right) + t \sqrt{r_I^2 - \frac{t^2}{4}} \right] \right\} dt \\
&\leq \lambda_S \pi r_p^2 \int_0^{r_p} \frac{2t}{r_p^2} \exp(-\lambda_{PT} t r_I) dt \\
&= \lambda_S \pi \left(\frac{2}{\lambda_{PT}^2 r_I^2} - \frac{2}{\lambda_{PT}^2 r_I^2} \exp(-\lambda_{PT} \beta r_I^2) - \frac{2\beta}{\lambda_{PT}} \exp(-\lambda_{PT} \beta r_I^2) \right) \\
&\leq \frac{2\lambda_S \pi}{\lambda_{PT}^2} (r_I)^{-2}
\end{aligned}$$

$$\begin{aligned}
& \Pr\{\overline{\mathbb{I}(B_1, r_I, \text{rx})} \cap \overline{\mathbb{I}(B_1, R_I, \text{tx})} \cap \overline{\mathbb{I}(A, r_I, \text{rx})} \cap \overline{\mathbb{I}(A, R_I, \text{tx})} \mid d(B_1, A) = t\} \\
&= \exp \left\{ -\lambda_{PT} \left[2\pi(r_I^2 + R_I^2) - S_I(t, r_I, r_I) - S_I(t, R_I, R_I) \right. \right. \\
&\quad \left. \left. - \iint_{\mathcal{S}_{U_2}(t, R_I, R_I)} \frac{S_{I_2}(r, \theta, R_p, t, r_I)}{\pi R_p^2} r dr d\theta \right] \right\} \tag{A8}
\end{aligned}$$

Let X_{PT} denote the Poisson point process formed by primary transmitters. If we remove from X_{PT} primary transmitters whose receivers are within distance r_I of B_1 or A , then it follows from the Coloring Theorem [17, Chapter 5] that all the remaining primary transmitters form another Poisson point process with density $\lambda_{PT} \left[1 - \frac{S_{I_2}(r, \theta, R_p, t, r_I)}{\pi R_p^2} \right]$, where $S_{I_2}(r, \theta, R_p, t, r_I)$ is the area of the circle with radius R_p and centered at (r, θ) intersecting the two circles both with radii r_I and center t apart [see Fig. 16(c)]. We thus have (A7), at the top of the page, where $\mathcal{S}_{U_2}(t, R_I, R_I)$ is the union of two circles with both radii R_I and center t apart [see Fig. 16(b)].

Substitute (A6), (A7) into (A5), we have (A8), as shown at the top of the page. The expression for the conditional average degree μ thus follows by plugging (A8) into (A4) and then (A3), (A4) into (A2).

APPENDIX B

PROOF OF COROLLARY 3

From [1, Appendix A] and Figs. 16(b) and (c), we know that when $r_I \geq R_p + R_I$

$$I(R_I, R_p, r_I) = R_I^2 \tag{B1}$$

$$\begin{aligned}
\iint_{\mathcal{S}_{U_2}(t, R_I, R_I)} \frac{S_{I_2}(r, \theta, R_p, t, r_I)}{\pi R_p^2} r dr d\theta &= \mathcal{S}_{U_2}(t, R_I, R_I) \\
&= 2\pi R_I^2 - S_I(t, R_I, R_I). \tag{B2}
\end{aligned}$$

Substitute (B1) and (B2) into (A1), we have

$$\mu = \lambda_S \pi r_p^2 \int_0^{r_p} \frac{2t}{r_p^2} \exp[-\lambda_{PT}(\pi r_I^2 - S_I(t, r_I, r_I))] dt. \tag{B3}$$

Plugging the expression for $S_I(t, r_I, r_I)$ [1, Appendix A] into (B3) yields the equation shown at the top of the previous page.

By applying the inequality $\arccos(x) \leq \frac{\pi}{2} - x$ for $0 \leq x \leq 1$, we have the equation at the top of the previous page, where we have assumed that $r_p = \beta r_I$ ($0 < \beta < 1$) under the disk signal propagation and interference model. Since $r_I \propto (p_{tx})^{1/\alpha}$, we arrive at Corollary 3.

ACKNOWLEDGMENT

The authors would like to thank D. Cheowtirakul for his help in generating several simulation results.

REFERENCES

- [1] J. Mitola, III and G. Maguire, Jr, "Cognitive radio: Making software radios more personal," *IEEE Personal Commun.*, vol. 6, pp. 13–18, Aug. 1999.
- [2] Q. Zhao and B. M. Sadler, "A survey of dynamic spectrum access," *IEEE Signal Process. Mag.*, vol. 24, no. 3, pp. 79–89, May 2007.
- [3] P. Gupta and P. R. Kumar, "Critical power for asymptotic connectivity in wireless networks," in *Stochastic Analysis, Control, Optimization and Applications: A Volume in Honor of W. H. Fleming*, W. M. McEneaney, G. Yin, and Q. Zhang, Eds., 1998, pp. 547–566.
- [4] T. K. Philips, S. S. Panwar, and A. N. Tantawi, "Connectivity properties of a packet radio network model," *IEEE Trans. Inf. Theory*, vol. 35, no. 5, pp. 1044–1047, Sep. 1989.
- [5] C. Bettstetter, "On the minimum node degree and connectivity of a wireless multihop network," in *Proc. ACM Int. Symp. Mobile Ad Hoc Networking and Computing (MobiHoc)*, Jun. 9–11, 2002, pp. 80–91.
- [6] J. Ni and S. A. G. Chandler, "Connectivity properties of a random radio network," *IEE Proc. Commun.*, vol. 141, no. 4, pp. 289–296, Aug. 1994.
- [7] O. Dousse, F. Baccelli, and P. Thiran, "Impact of interference on connectivity in ad hoc networks," *IEEE/ACM Trans. Netw.*, vol. 13, no. 2, pp. 425–436, Apr. 2005.
- [8] O. Dousse, M. Franceschetti, N. Macris, R. Meester, and P. Thiran, "Percolation in the signal to interference ratio graph," *J. Appl. Probabil.*, vol. 43, no. 2, pp. 552–562, 2006.
- [9] Z. N. Kong and E. M. Yeh, "Connectivity and latency in large-scale wireless networks with unreliable links," in *Proc. IEEE Conf. Computer Communications (Infocom)*, Apr. 15–17, 2008.
- [10] Z. N. Kong and E. M. Yeh, "Connectivity, percolation and information dissemination in large-scale wireless networks with dynamic links," in *IEEE Transactions on Information Theory*, Feb. 2009 [Online]. Available: <http://arxiv.org/abs/0902.4449>
- [11] O. L  veque and I. E. Telatar, "Information-theoretic upper bounds on the capacity of large extended ad hoc wireless networks," *IEEE Trans. Inf. Theory*, vol. 51, no. 3, pp. 858–865, Mar. 2005.
- [12] M. Franceschetti and R. Meester, *Random Networks for Communication: From Statistical Physics to Information Systems*. New York: Cambridge University Press, 2007.
- [13] W. Ren, Q. Zhao, and A. Swami, "On the connectivity and multihop delay of ad hoc cognitive radio networks," *IEEE J. Select. Areas Commun. (Special Issue on Cognitive Radio Networking and Communications)*, vol. 29, no. 4, pp. 805–818, Apr. 2011.
- [14] W. Ren, Q. Zhao, and A. Swami, "Temporal Traffic Dynamics Improve the Connectivity of Ad Hoc Cognitive Radio Networks Tech. Rep. (TR-10-02) 2010 [Online]. Available: <http://www.ece.ucdavis.edu/~qzhao/TR-10-02.pdf>
- [15] R. Meester and R. Roy, *Continuum Percolation*. New York: Cambridge University Press, 1996.
- [16] W. Ren, Q. Zhao, and A. Swami, "Power control in cognitive radio networks: How to cross a multi-lane highway," *IEEE J. Select. Areas Commun. (Special Issue on Stochastic Geometry and Random Graphs for Wireless Networks)*, vol. 27, no. 7, pp. 1283–1296, Sep. 2009.
- [17] J. F. C. Kingman, *Poisson Processes*. Oxford, U.K.: Clarendon Press, 1993.
- [18] Q. Zhao, "Spectrum opportunity and interference constraint in opportunistic spectrum access," in *Proc. IEEE Int. Conf. Acoustics, Speech and Signal Processing (ICASSP)*, Apr. 15–20, 2007, pp. (III)605–(III)608.
- [19] V. Ramasubramanian, R. Chandra, and D. Mosse, "Providing a bidirectional abstraction for unidirectional adhoc networks," in *Proc. IEEE Conf. Computer Communications (INFOCOM)*, Jun. 23–27, 2002, pp. (III)1258–(III)1267.
- [20] R. Meester and R. Roy, "Uniqueness of unbounded occupied and vacant components in Boolean models," *Annal. Appl. Probabil.*, vol. 4, no. 3, pp. 933–951, 1994.
- [21] J. Quintanilla, S. Torquato, and R. M. Ziff, "Efficient measurement of the percolation threshold for fully penetrable discs," *J. Phys. A*, vol. 33, pp. L399–L407, 2000.
- [22] Z. N. Kong and E. M. Yeh, "Characterization of the critical density for percolation in random geometric graphs," in *Proc. IEEE Int. Symp. Information Theory (ISIT)*, Jun. 24–29, 2007, pp. 151–155.
- [23] D. J. Daley and D. Vere-Jones, *An Introduction to the Theory of Point Processes*. New York: Springer-Verlag, 1988.
- [24] K. Petersen, *Ergodic Theory*. New York: Cambridge University Press, 1989.
- [25] G. R. Grimmett, *Percolation*, 2nd ed. New York: Springer, 1999.
- [26] M. P. Fewell, Area of Common Overlap of Three Circles, Technical Note Oct. 2006 [Online]. Available: <http://handle.dtic.mil/100.2/ADA463920>

Wei Ren (S'07) received the B.Sc. and M.Sc. degrees in electrical engineering from Peking University, Peking, China, in 2003 and 2006, respectively, and the Ph.D. degree in electrical and computer engineering from the University of California (UC), Davis, in 2011.

His current research interests are in cognitive radio systems and wireless networks. He is also interested in algorithmic theory and optimization techniques for communications.

Qing Zhao (S'97–M'02–SM'08) received the Ph.D. degree in electrical engineering in 2001 from Cornell University, Ithaca, NY.

In August 2004, she joined the Department of Electrical and Computer Engineering at the University of California (UC), Davis, where she is currently a Professor. Prior to that, she was a Communications System Engineer with Aware, Inc., Bedford, MA, and a Postdoctoral Research Associate with Cornell University. Her research interests are in the general area of stochastic optimization and decision theory in dynamic systems and communication networks.

Dr. Zhao received the 2010 IEEE Signal Processing Magazine Best Paper Award and the 2000 Young Author Best Paper Award from IEEE Signal Processing Society. She holds the title of UC Davis Chancellor's Fellow and received the 2008 Outstanding Junior Faculty Award from the UC Davis College of Engineering. She is also a coauthor of two papers that received student paper awards at IEEE ICASSP 2006 and IEEE Asilomar Conference 2006. She served as an Associate Editor of the IEEE TRANSACTIONS ON SIGNAL PROCESSING from 2006 to 2009 and is currently an elected member of the IEEE Signal Processing Society SP-COM Technical Committee.

Ananthram Swami (F'08) received the B.Tech. degree from the Indian Institute of Technology (IIT), Bombay, the M.S. degree from Rice University, Houston, TX, and the Ph.D. degree from the University of Southern California (USC), Los Angeles, all in electrical engineering.

He has held positions with Unocal Corporation, USC, CS-3 and Malgudi Systems. He was a Statistical Consultant to the California Lottery, developed HOSAT, a MATLAB-based toolbox for non-Gaussian signal processing and has held visiting faculty positions at INP, Toulouse, France. He is the ST for Network Science at the U.S. Army Research Laboratory. He is co-editor of the book *Wireless Sensor Networks: Signal Processing & Communications Perspectives* (New York: Wiley, 2007).

Dr. Swami is a member of the IEEE Signal Processing Society's Technical Committee on Sensor Array and Multichannel systems and serves on the Senior Editorial Board of the IEEE JOURNAL ON SELECTED TOPICS IN SIGNAL PROCESSING. He was a tutorial speaker on Networking Cognitive Radios for Dynamic Spectrum Access at IEEE ICC 2010, co-chair of IEEE SPAWC'10, and has served on the IEEE SPS BoG.